

**INDEPENDENT AUDITOR'S REPORT**

To  
The Members of  
**Bengaluru-Vijaywada Expressway Pkg-1-Ltd**

**Report on the Audit of the Financial Statements**

**Opinion**

We have audited the accompanying financial statements Bengaluru-Vijaywada Expressway Pkg-1-Ltd ("the company"), which comprise the Balance Sheet as at 31<sup>st</sup> March 2025, and the Statement of Profit and Loss (including Other Comprehensive Income), the Statement of Changes in Equity and the Statement of Cash Flows for the year then ended, and notes to the financial statements, including a summary of material accounting policies and other explanatory information. (hereinafter referred to as "Financial Statements").

In our opinion and to the best of our information and according to the explanations given to us, the aforesaid financial statements give the information required by the Companies Act, 2013 ("the Act") in the manner so required and give a true and fair view in conformity with Indian Accounting Standards prescribed under section 133 of the Act read with Companies (Indian Accounting Standard) Rules, 2015 as amended ('Ind AS') and other accounting principles generally accepted in India, of the state of affairs of the Company as at March 31, 2025, and its loss, total comprehensive income, the changes in equity and its cash flows for the year ended on that date.

**Basis for Opinion**

We conducted our audit of financial statements in accordance with the Standards on Auditing (SAs) specified under section 143(10) of the Companies Act, 2013. Our responsibilities under those Standards are further described in the Auditor's Responsibilities for the Audit of the Financial Statements section of our report. We are independent of the Company in accordance with the Code of Ethics issued by the Institute of Chartered Accountants of India together with the ethical requirements that are relevant to our audit of the financial statements under the provisions of the Companies Act, 2013 and the Rules made thereunder, and we have fulfilled our other ethical responsibilities in accordance with these requirements and the ICAI's Code of Ethics. We believe that the audit evidence obtained by us is sufficient and appropriate to provide a basis for our audit opinion on the Financial Statements.

**Information other than the Financial Statements and Auditor's report thereon**

The Company's Board of Directors is responsible for the other information. The other information obtained at the date of this auditor's report is information included in the Annual Report, [but does not include the financial statements and our auditor's report thereon]

Our opinion on the financial statements does not cover the other information and we do not express any form of assurance conclusion there on. In connection with our audit of the Financial Statements, our responsibility is to read the other information and, in doing so, consider whether the other information is materially inconsistent with the Financial Statements, or our knowledge obtained during the course of our audit, or otherwise appears to be materially misstated.

If, based on the work we have performed on the other information obtained prior to the date of this auditor's report, we conclude that there is a material misstatement of this other information, we are required to report that fact. We have nothing to report in this regard.



## **Responsibilities of Management and Those Charged with Governance for the Financial Statements**

The Company's Board of Directors is responsible for the matters stated in section 134(5) of the Companies Act, 2013 ("the Act") with respect to the preparation of these financial statements that give a true and fair view of the financial position, financial performance, including other comprehensive income, changes in equity and cash flows of the Company in accordance with the accounting principles generally accepted in India, including Indian Accounting Standards (Ind AS) prescribed under section 133 of the Act read with the Companies (Indian Accounting Standards) Rules, 2015, as amended.

This responsibility also includes maintenance of adequate accounting records in accordance with the provisions of the Act for safeguarding of the assets of the Company and for preventing and detecting frauds and other irregularities; selection and application of appropriate of accounting policies; making judgments and estimates that are reasonable and prudent; and design, implementation and maintenance of adequate internal financial controls that were operating effectively for ensuring the accuracy and completeness of the accounting records, relevant to the preparation and presentation of the Financial Statement that give a true and fair view and are free from material misstatement, whether due to fraud or error.

In preparing the Financial Statements, Management and Board of Directors is responsible for assessing the Company's ability to continue as a going concern, disclosing, as applicable, matters related to going concern and using the going concern basis of accounting unless management either intends to liquidate the Company or to cease operations, or has no realistic alternative but to do so.

The Board of Directors are also responsible for overseeing the company's financial reporting process.

### **Auditor's Responsibilities for the Audit of the Financial Statements**

Our objectives are to obtain reasonable assurance about whether the financial statements as a whole are free from material misstatement, whether due to fraud or error, and to issue an auditor's report that includes our opinion. Reasonable assurance is a high level of assurance, but is not a guarantee that an audit conducted in accordance with SAs will always detect a material misstatement when it exists. Misstatements can arise from fraud or error and are considered material if, individually or in the aggregate, they could reasonably be expected to influence the economic decisions of users taken on the basis of these financial statements.

As part of an audit in accordance with SAs, we exercise professional judgment and maintain professional skepticism throughout the audit. We also:

- Identify and assess the risks of material misstatement of the financial statements, whether due to fraud or error, design and perform audit procedures responsive to those risks, and obtain audit evidence that is sufficient and appropriate to provide a basis for our opinion. The risk of not detecting a material misstatement resulting from fraud is higher than for one resulting from error, as fraud may involve collusion, forgery, intentional omissions, misrepresentations, or the override of internal control.
- Obtain an understanding of internal controls relevant to the audit in order to design audit procedures that are appropriate in the circumstances. Under section 143(3)(i) of the Act, we are also responsible for expressing our opinion on whether the Company has adequate internal financial controls with reference to financial statements in place and the operating effectiveness of such controls.
- Evaluate the appropriateness of accounting policies used and the reasonableness of accounting estimates and related disclosures made by the management.
- Conclude on the appropriateness of management's use of the going concern basis of accounting and, based on the audit evidence obtained, whether a material uncertainty exists related to events or conditions that may cast significant doubt on the company's ability to continue as a going concern. If we conclude that a material uncertainty exists, we are required to draw attention in our auditor's report to the related disclosures in the financial statements or, if such disclosures are inadequate, to modify our opinion. Our conclusions are based on the audit evidence obtained up to the date of our auditor's report. However, future events or conditions may cause the company to cease to continue as a going concern.



- Evaluate the overall presentation, structure and content of the financial statements, including the disclosures, and whether the financial statements represent the underlying transactions and events in a manner that achieves fair presentation.

Materiality is the magnitude of misstatements in the Financial Statements that, individually or in aggregate, makes it probable that the economic decisions of a reasonably knowledgeable user of the financial statements may be influenced. We consider quantitative materiality and qualitative factors (i) in planning the scope of our audit work and in evaluating the results of our work; and (ii) to evaluate the effect of any identified misstatements in the financial statements.

We communicate with those charged with governance regarding, among other matters, the planned scope and timing of the audit and significant audit findings, including any significant deficiencies in internal controls that we identify during our audit.


We also provide those charged with governance with a statement that we have complied with relevant ethical requirements regarding independence, and to communicate with them all relationships and other matters that may reasonably be thought to bear on our independence, and where applicable, related safeguards.

### **Report on Other Legal and Regulatory Requirements**

1. As required by the Companies (Auditor's Report) Order, 2020 ("the Order"), issued by the Central Government of India in terms of sub-section (11) of section 143 of the Companies Act, 2013, we give in the "*Annexure A*" statement on the matters specified in paragraph 3 and 4 of the Order, to the extent applicable.

2. As required by Section 143(3) of the Act, based on our audit, we report that:

- a) We have sought and obtained all the information and explanations which to the best of our knowledge and belief were necessary for the purposes of our audit.
- b) In our opinion, proper books of account as required by law have been kept by the Company so far as it appears from our examination of those books.
- c) The Balance Sheet, the Statement of Profit and Loss including Other Comprehensive Income, the Cash Flow Statement and the statement of changes in equity dealt with by this Report are in agreement with the books of account.
- d) In our opinion, the aforesaid financial statements comply with the Indian Accounting Standards specified under Section 133 of the Act, read with Rule 7 of the Companies (Account) Rules, 2015, as amended.
- e) On the basis of the written representations received from the directors as on 31st March, 2025, taken on record by the Board of Directors, none of the directors is disqualified as on 31<sup>st</sup> March, 2025, from being appointed as a director in terms of Section 164 (2) of the Act.
- f) With respect to the adequacy of the Internal Financial Control with reference to Financial Statements of the Company over financial reporting of the Company and the operating effectiveness of such controls, refer to our separate Report in "*Annexure B.*" Our report expresses an unmodified opinion on the adequacy and operating effectiveness of the Company's internal financial controls with reference to Financial Statements.
- g) With respect to the other matters to be included in the Auditors Report in accordance with the requirements of Section 197(16) of the Act, as amended; the provisions of section 197 of the Companies Act, 2013 are not applicable as no remuneration has been paid by the Company to its directors.
- h) With respect to the other matters to be included in the Auditor's Report in accordance with Rule 11 of the Companies (Audit and Auditors) Rules, 2014, in our opinion and to the best of our information and according to the explanations given to us:



- i. The Company does not have any pending litigations which would have impact on its financial position.
- ii. The Company did not have any long-term contracts including derivative contracts for which there are any material foreseeable losses.
- iii. There were no amounts which were required to be transferred to the Investor Education and Protection Fund by the Company.
- iv. (i) The Management has represented that, to the best of its knowledge and belief, no funds have been advanced or loaned or invested (either from borrowed funds or share premium or any other sources or kind of funds) by the Company to or in any other person(s) or entity(ies), including foreign entities ("Intermediaries") with the understanding, whether recorded in writing or otherwise, that the intermediary shall, directly or indirectly lend or invest in other persons or entities identified in any manner whatsoever by or on behalf of the Company/ funding party ("Ultimate Beneficiaries") or provide any guarantee, security or the like on behalf of the Ultimate Beneficiaries.  
  
(ii) The Management has represented, that, to the best of its knowledge and belief, no funds have been received by the Company from any person(s) or entity(ies), including foreign entities ("Funding Parties"), with the understanding, whether recorded in writing or otherwise, that the company shall, directly or indirectly, lend or invest in other persons or entities identified in any manner whatsoever by or on behalf of the Funding Party ("Ultimate Beneficiaries") or provide any guarantee, security or the like on behalf of the Ultimate Beneficiaries;  
  
(iii) Based on audit procedures performed that have been considered reasonable and appropriate in the circumstances; nothing has come to our notice that has caused us to believe that the representations under sub-clause (i) and (ii) of Rule 11(e) of the Companies (Audit and Auditors) Rules, 2014, as provided under (a) and (b) above, contain any material mis-statement.
- v. The Company has not declared/paid any dividend during the year hence reporting under clause Rule 11(f) of the Companies (Audit and Auditors) Rules, 2014, is not applicable.
- vi. Based on our examination which included test checks, the Company has used accounting software for maintaining its books of account for the Financial Year ended 31 st March 2025, which has a feature of recording audit trail (edit log) facility and the same has operated throughout the year for all relevant transactions recorded in the software. Further, during the course of our audit we did not come across any instance of audit trail feature being tampered with and, the audit trail has been preserved by the company as per the statutory requirements for record retention.

**For S.L. Chhajed & Co. LLP**

Chartered Accountants

Firm Registration No.: 000709C/ C400277

**Abhay Chhajed**

Partner

Membership No.: 079662

UDIN: 25079662BMNJPO8182



Date : 6<sup>th</sup> May 2025

Place: Bhopal

## Annexure- A to the Independent Auditor's Report:

(Referred to in paragraph 1 under "Report on Other Legal and Regulatory Requirements' section of our report of even date)

- i. a) A. The Company does not hold any Property, Plant and Equipment, hence reporting under clause(i)A of the order is not applicable.  
B. The Company does not hold any intangible assets, hence reporting under clause i(a)B of the order is not applicable.
- b) The Company does not hold any Property, Plant and Equipment, hence reporting under clause(i)(b) of the order is not applicable.
- c) The Company does not have any immovable property, hence reporting under clause (1)(c) of the order is not applicable.
- d) The Company not have any immovable property, hence reporting under clause (1)(d) of the order is not applicable.
- e) No proceedings have been initiated or are pending against the Unit for holding any benami property under the Benami Transactions (Prohibition) Act, 1988 (45 of 1988) and rules made there under
- ii. a) The company had no inventory during and at the year end. Therefore, the reporting requirements of paragraph 3(ii)(a) of the Order are not applicable.  
b) The company has not been sanctioned any working capital limit in ₹00000 of five crore rupees during the reporting period, in aggregate, from the bank or financial institutions on the basis of security of current assets. Therefore, the reporting requirements under the paragraph3(ii)(b) of the order is not applicable.
- iii. According to the documents and records produced before us the company has not made any investment or has not provided any loans or advances in the nature of loans or provided any guarantee or security, secured or unsecured, to the companies, firms, Limited Liability Partnerships or any other parties during the reporting period. Therefore, the reporting requirements under the paragraph (iii) (a-A, B), (iii) (b), (iii) (c), (iii) (d), (iii) (e) and (iii) (f) of Paragraph 3 of the Order are not applicable.
- iv. According to the information and explanations given to us, as per section 185 of the Companies Act, 2013, no loan has been given, investments made and no guarantee and security has been given attracting the provisions of section 185 and 186 of the Act. Hence reporting requirements of paragraph 3(iv) of the Order are not applicable.
- v. Based on our examination of the Company's records and according to the information and explanations given to us, the company has not accepted any deposits from public (including deemed deposits) during the year within the meaning of sections 73 to 76 or any other relevant provisions of the Companies Act, 2013 and the Companies (Acceptance of Deposits) Rules 2014. Further, no order has been passed by Company Law Board or National Company Law Tribunal, or Reserve Bank of India or any court or any other tribunal. Hence reporting requirements of paragraph 3(v) of the Order are not applicable.
- vi. The company is not liable to maintain Cost records as required to be maintained under section 148(1) of the Companies Act, 2013 hence reporting under the clause (iv) under para 3 of the order is not applicable.
- vii. (a) According to information and explanations given to us and our examination of records the company is regular in depositing undisputed statutory dues including provident fund, employees' state insurance, income-tax, goods and service tax and any other statutory dues to the appropriate authorities and no undisputed amount is payables in respect of provident fund, income tax, goods and service tax, cess and other material statutory dues which were arrear as on 31<sup>st</sup> March, 2025 for more than six months from the date it became payable.



- (b) According to information and explanations given to us there are no dues of income tax or sales tax or service tax or duty of customs or duty of excise or value added tax have not been deposited on account of any dispute.
- viii. According to the records examined by us and the information and explanations given to us, there were no transactions found unrecorded in the books of accounts which have been surrendered or disclosed as income during the year in the tax assessments under the Income Tax Act, 1961.
- ix. a) According to the information and explanations given to us and as verified from books of accounts, the company has not defaulted in repayment of loans or interest thereon to any lender.
- b) According to the information and explanations given to us and on the basis of our audit procedures, we report that the company has not been declared wilful defaulter by any bank or financial institution or other lender.
- c) In our opinion and according to the information and explanations given to us, the company has utilized the money obtained by way of term loans during the year for the purposes for which they were obtained.
- d) According to the information and explanations given to us, and the procedures performed by us, and on an overall examination of the financial statements of the company, we report that no funds raised on short-term basis have been used for long-term purposes by the company.
- e) According to the information and explanations given to us and on an overall examination of the financial statements of the company, we report that the company has not taken any funds from any entity or person on account of or to meet the obligations of its subsidiaries, associates or joint ventures.
- x. Provisions of clause no. (x) (a&b) relating to utilization of moneys raised by way of initial public offer or further public offer including debt instruments and term loans, preferential allotment and private placement of shares or convertible debentures (fully, partially, optional) is not applicable to the Company, hence reporting under clause (x) under para 3 of the order is not applicable.
- xi. a) During the course of our examination of the books and records of the company, carried out in accordance with the generally accepted auditing practices in India and according to the information and explanations given to us, we have neither come across any instance of fraud on the company or by the company, noticed or reported during the year, nor we have been informed of such case by the management.
- b) To the best of our knowledge and information with us there is no instance of fraud reportable under sub-section (12) of section 143 of the Companies Act has been filed by the auditors in Form ADT-4 as prescribed under rule 13 of Companies (Audit and Auditors) Rules, 2014 with the Central Government.
- c) As per information and explanation given by management there were no whistle blower complaints received by the company during the year.
- xii. The Company is not a Nidhi Company and hence reporting under clause 3(xii) of the Order is not applicable.
- xiii. In our opinion, the Company is in compliance with Sections 177 and 188 of the Act, where applicable, for all transaction with related parties and details of related party transactions have been disclosed in the Financial Statements as required by the applicable accounting standards.
- xiv. a) In our opinion and based on our examination, the company does not have an internal audit system and is not required to have an internal audit system as per provisions of the Companies Act, 2013.
- b) The company did not have an internal audit system for the period under the audit, hence reporting under clause (xiv)(b) of the para is not applicable.
- xv. In our opinion, during the year, the Company has not entered into any non-cash transactions with its directors or persons connected with its directors and hence provisions of Section 192 of the Act are not applicable to the Company.



- xvi. a) In our opinion and information provided to us the company is not required to be registered under section 45-IA of Reserve Bank of India Act, 1934.
- b) Company is not a NBFC, hence the reporting in this clause is not required.
- c) Company is not a NBFC, hence the reporting in this clause is not required.
- d) This Clause is not applicable to the Company as it is not a NBFC.
- xvii. Based on the overall review of financial statements, the company has incurred cash losses of Rs.488.35 lakhs in the current financial year and Rs. 358.12 lakhs in the immediately preceding financial year.
- xviii. There being no resignation of the statutory auditors during the year, hence reporting under clause (xviii) of Para 3 of the order is not applicable.
- xix. According to the information and explanations given to us and On the basis of the financial ratios, ageing and expected dates of realization of financial assets and payment of financial liabilities, other information accompanying the Financial Statements and our knowledge of the Board of Directors and management plans and based on our examination of the evidence supporting the assumptions, nothing has come to our attention, which causes us to believe that any material uncertainty exists as on the date of the audit report that Company is not capable of meeting its liabilities existing at the date of Balance Sheet as and when they fall due within a period of one year from the Balance Sheet date. We, however, state that this is not an assurance as to the future viability of the Company. We further state that our reporting is based on the facts up to the date of the audit report and we neither give any guarantee nor any assurance that all liabilities falling due within a period of one year from the Balance Sheet date, will get discharged by the Company as and when they fall due.
- xx. According to the information and explanations given to us and based on our verification, the provisions of section 135 of the Act are not applicable on the Company. Accordingly, reporting under clause 3(xx)(a) and clause 3(xx)(b) of the Order is not applicable.
- xxi. The reporting under clause 3(xxi) of the Order is not applicable in respect of audit of financial statements. Accordingly, no comment in respect of the said clause has been included in the report.

**For S.L. Chhajed & Co. LLP**

Chartered Accountants

Firm Registration No.: 000709C/ C400277



**Abhay Chhajed**

Partner

Membership No.: 079662

UDIN: 25079662BMNJPO8182



Date : 6<sup>th</sup> May 2025

Place: Bhopal

## **Annexure- B TO THE INDEPENDENT AUDITORS' REPORT**

(Referred to in paragraph 2(f) under "Report on Other Legal and Regulatory Requirements" of our report of even date)

### **Report on the Internal Financial Controls with reference to Financial Statements Under Clause (i) of Sub-section 3 of Section 143 of the Companies Act, 2013 ("the Act")**

We have audited the internal financial controls with reference to Financial Statements of Bengaluru-Vijaywada Expressway Pkg-1-Ltd ("the Company") as at 31<sup>st</sup> March, 2025 in conjunction with our audit of the Financial Statements of the Company for the year ended on that date.

#### **Opinion**

In our opinion, to the best of our information and according to the explanations given to us, the Company has, in all material respects, adequate internal financial controls with reference to Financial Statements and such internal financial controls with reference to Financial Statements were operating effectively as at 31<sup>st</sup> March, 2025, based on the criteria for internal financial control with reference to Financial Statements established by the Company considering the essential components of internal control stated in the Guidance Note on Audit of Internal Financial Controls Over Financial Reporting issued by the Institute of Chartered Accountants of India

#### **Management's Responsibility for Internal Financial Controls**

The Company's management is responsible for establishing and maintaining internal financial controls based on the internal control with reference to Financial Statements criteria established by the Company considering the essential components of internal control stated in the Guidance Note on Audit of Internal Financial Controls Over Financial Reporting issued by the Institute of Chartered Accountants of India ("ICAI"). These responsibilities include the design, implementation and maintenance of adequate internal financial controls that were operating effectively for ensuring the orderly and efficient conduct of its business, including adherence to the Company's policies, the safeguarding of its assets, the prevention and detection of frauds and errors, the accuracy and completeness of the accounting records, and the timely preparation of reliable financial information, as required under the Act.

#### **Auditor's Responsibility**

Our responsibility is to express an opinion on the Company's internal financial controls with reference to Financial Statements of the Company based on our audit. We conducted our audit in accordance with the Guidance Note on Audit of Internal Financial Controls Over Financial Reporting (the "Guidance Note") issued by the ICAI and the Standards on Auditing prescribed under Section 143(10) of the Act, to the extent applicable to an audit of internal financial controls with reference to Financial Statements. Those Standards and the Guidance Note require that we comply with ethical requirements and plan and perform the audit to obtain reasonable assurance about whether adequate internal financial controls with reference to Financial Statements was established and maintained and if such controls operated effectively in all material respects.

Our audit involves performing procedures to obtain audit evidence about the adequacy of the internal financial controls with reference to Financial Statements and their operating effectiveness. Our audit of internal financial controls with reference to Financial Statements included obtaining an understanding of internal financial controls with reference to Financial Statements, assessing the risk that a material weakness exists, and testing and evaluating the design and operating effectiveness of internal control based on the assessed risk. The procedures selected depend on the auditor's judgement, including the assessment of the risks of material misstatement of the financial statements, whether due to fraud or error.

We believe that the audit evidence we have obtained is sufficient and appropriate to provide a basis for our audit opinion on the Company's internal financial controls with reference to Financial Statements.



## Meaning of Internal Financial Controls over Financial Reporting

A company's internal financial control with reference to Financial Statements is a process designed to provide reasonable assurance regarding the reliability of financial reporting and the preparation of financial statements for external purposes in accordance with generally accepted accounting principles. A company's internal financial control with reference to Financial Statements includes those policies and procedures that

- (1) pertain to the maintenance of records that, in reasonable detail, accurately and fairly reflect the transactions and dispositions of the assets of the company;
- (2) provide reasonable assurance that transactions are recorded as necessary to permit preparation of financial statements in accordance with generally accepted accounting principles, and that receipts and expenditures of the company are being made only in accordance with authorisations of management and directors of the company; and
- (3) provide reasonable assurance regarding prevention or timely detection of unauthorised acquisition, use, or disposition of the company's assets that could have a material effect on the financial statements.

## Inherent Limitations of Internal Financial Controls over Financial Reporting

Because of the inherent limitations of internal financial controls with reference to Financial Statements, including the possibility of collusion or improper management override of controls, material misstatements due to error or fraud may occur and not be detected. Also, projections of any evaluation of the internal financial controls with reference to Financial Statements to future periods are subject to the risk that the internal financial control with reference to Financial Statements may become inadequate because of changes in conditions, or that the degree of compliance with the policies or procedures may deteriorate.

**For S.L. Chhajed & Co. LLP**

Chartered Accountants

Firm Registration No.: 000709C/ C400277



**Abhay Chhajed**

Partner

Membership No.: 079662

UDIN: 25079662BMMNJPO8182



Date : 6<sup>th</sup> May, 2025

Place: Bhopal

# BENGALURU-VIJAYAWADA EXPRESSWAY PACKAGE-1 LIMITED

Balance Sheet as at 31 Mar 25

(INR in Lakhs)


| Particulars                          | Notes | As At<br>31-Mar-25 | As At<br>31-Mar-24 |
|--------------------------------------|-------|--------------------|--------------------|
| <b>ASSETS</b>                        |       |                    |                    |
| <b>Non-Current Assets</b>            |       |                    |                    |
| Property, Plant & Equipment          |       | -                  | -                  |
| Capital Work in Progress             | 2     | 13,219.39          | 3,370.62           |
| <b>Financial Assets</b>              |       |                    |                    |
| (i) Investments                      |       | -                  | -                  |
| (ii) Trade Receivables               | 3     | -                  | -                  |
| (iii) Loans                          | 6     | -                  | -                  |
| (iv) Others                          | 7     | 96.81              | 115.00             |
| Deferred Tax Assets                  | 20a   | -                  | -                  |
| Other Non-Current Assets             | 4     | 0.10               | 3,537.15           |
| <b>Total Non-Current Assets</b>      |       | <b>13,316.30</b>   | <b>7,022.77</b>    |
| <b>Current Assets</b>                |       |                    |                    |
| <b>Financial Assets</b>              |       |                    |                    |
| (i) Investments                      |       | -                  | -                  |
| (ii) Trade Receivables               | 3     | -                  | -                  |
| (iii) Cash and Cash Equivalent       | 5     | 2,519.46           | 57.39              |
| (iv) Loans                           | 6     | -                  | -                  |
| (v) Others                           | 7     | 10.85              | -                  |
| Current Tax Asset (Net)              | 20b   | 12.47              | 59.95              |
| Other Current Assets                 | 4     | 4,517.70           | 629.42             |
| <b>Total Current Assets</b>          |       | <b>7,060.48</b>    | <b>746.76</b>      |
| <b>TOTAL ASSETS</b>                  |       | <b>20,376.78</b>   | <b>7,769.53</b>    |
| <b>EQUITY AND LIABILITIES</b>        |       |                    |                    |
| <b>Equity</b>                        |       |                    |                    |
| Equity Share Capital                 | 8     | 27.69              | 18.50              |
| Other Equity                         |       | 1,649.12           | 908.39             |
| <b>Total Equity</b>                  |       | <b>1,676.81</b>    | <b>926.89</b>      |
| <b>Liabilities</b>                   |       |                    |                    |
| <b>Non-Current Liabilities</b>       |       |                    |                    |
| <b>Financial Liabilities</b>         |       |                    |                    |
| (i) Borrowings                       | 9     | 13,767.00          | -                  |
| (ii) Trade Payable                   | 13    | -                  | -                  |
| (iii) Other Financial Liabilities    | 11    | -                  | -                  |
| Provisions                           | 10    | 292.94             | 128.32             |
| Deferred Tax Liabilities             | 20a   | -                  | -                  |
| Other Non-Current Liabilities        | 12    | -                  | 3,537.05           |
| <b>Total Non-Current Liabilities</b> |       | <b>14,059.94</b>   | <b>3,665.37</b>    |
| <b>Current liabilities</b>           |       |                    |                    |
| <b>Financial liabilities</b>         |       |                    |                    |
| (i) Borrowings                       | 9     | 1,645.00           | 680.00             |
| (ii) Trade Payable                   | 13    | 337.23             | 2,309.54           |
| (iii) Other Financial Liabilities    | 11    | 760.19             | 121.09             |
| Provisions                           | 10    | 50.95              | 21.38              |
| Current Tax Liability                | 20b   | -                  | -                  |
| Other Current Liabilities            | 12    | 1,846.65           | 45.26              |
| <b>Total Current Liabilities</b>     |       | <b>4,640.03</b>    | <b>3,177.27</b>    |
| <b>TOTAL LIABILITIES</b>             |       | <b>18,699.97</b>   | <b>6,842.64</b>    |
| <b>TOTAL EQUITY AND LIABILITIES</b>  |       | <b>20,376.78</b>   | <b>7,769.53</b>    |

The notes referred to above form an integral part of financial statements

1 to 36

As per our Report of even date  
**For S.L. CHHAJED & CO. LLP.**  
 For Chartered Accountants  
 FRN : 000709C/ C400277

  
**Abhay Chhajed**  
 Partner  
 M. No. 079662



For and on behalf of the Board of Directors of  
**BENGALURU-VIJAYAWADA EXPRESSWAY PACKAGE-1 LIMITED**  
 CIN: U42101MP2023PLC065253

  
**Pradeep Suryavanshi**  
 Director  
 DIN: 08907735

  
**Amit Goswami**  
 Director  
 DIN: 08892804

Place: Bhopal  
 Date: 06 May 2025

**BENGALURU-VIJAYAWADA EXPRESSWAY PACKAGE-1 LIMITED**  
Statement of Profit & Loss For the Period ended 31 Mar 25

(INR in Lakhs)

| Particulars     |  | Notes | For the Period ended<br>31-Mar-25 | For the Period ended<br>31-Mar-24 |
|-----------------|--|-------|-----------------------------------|-----------------------------------|
| <b>INCOME</b>   |  |       |                                   |                                   |
| (I)             | Revenue from Operations  | 14    | 24,836.27                         | 3,370.62                          |
| (II)            | Other Income   | 15    | 6.47                              | -                                 |
| <b>(III)</b>    | <b>Total Income (I+II)</b>   |       | <b>24,842.74</b>                  | <b>3,370.62</b>                   |
| <b>EXPENSES</b> |  |       |                                   |                                   |
| (IV)            | Cost of Construction   | 16    | 24,208.55                         | 3,377.28                          |
|                 | Employee Benefits Expense  | 17    | -                                 | -                                 |
|                 | Finance Costs  | 18    | 1,069.93                          | 322.06                            |
|                 | Depreciation and Amortization Expense  | 2     | -                                 | -                                 |
|                 | Other Expenses   | 19    | 21.78                             | 29.40                             |
|                 | <b>Total Expenses (IV)</b>   |       | <b>25,300.26</b>                  | <b>3,728.74</b>                   |
| (V)             | Profit/(loss) before Exceptional/Extra Ordinary items and Tax (III-IV)   |       | (457.52)                          | (358.12)                          |
| (VI)            | Exceptional / Extra Ordinary Items   |       | -                                 | -                                 |
| <b>(VII)</b>    | <b>Profit/(Loss) Before Tax (V) - (VI)</b>   |       | <b>(457.52)</b>                   | <b>(358.12)</b>                   |
| <b>(VIII)</b>   | <b>Tax Expenses</b>  |       |                                   |                                   |
|                 | (1) Current Tax  |       | 1.67                              | -                                 |
|                 | (2) Previous Year Tax  |       | 36.50                             | -                                 |
|                 | (3) Deferred Tax Charge / (Credit)   | 20    | -                                 | -                                 |
| <b>(IX)</b>     | <b>Profit (Loss) for the period from Continuing Operations (VII - VIII)</b>  |       | <b>(495.69)</b>                   | <b>(358.12)</b>                   |
| (X)             | Profit/(loss) from Discontinued Operations   |       | -                                 | -                                 |
| (XI)            | Tax Expenses of Discontinued Operations  |       | -                                 | -                                 |
| (XII)           | Profit/(loss) from Discontinued Operations (after Tax) (X- XI)   |       | -                                 | -                                 |
| <b>(XIII)</b>   | <b>Profit/(Loss) After Tax for the Period VI= (IX+XII)</b>   |       | <b>(495.69)</b>                   | <b>(358.12)</b>                   |
| <b>(X)</b>      | <b>Other Comprehensive Income</b>  |       |                                   |                                   |
|                 | A (i) Items that will not be reclassified to profit or loss- prior period expense reversed                                       |       | (133.39)                          | -                                 |
|                 | (ii) Income tax relating to items that will not be reclassified to profit or loss  |       | -                                 | -                                 |
|                 | B (i) Items that will be reclassified to profit or loss - post employment benefits   |       | -                                 | -                                 |
|                 | (ii) Income tax relating to items that will be reclassified to profit or loss  |       | -                                 | -                                 |
|                 | <b>Total Comprehensive Income for the period (Comprising Profit (Loss) and Other Comprehensive Income for the period) (IX-X)</b> |       | <b>(629.08)</b>                   | <b>(358.12)</b>                   |
| <b>(XII)</b>    | <b>Earnings Per Equity Share (for Continuing Operations)</b>   |       |                                   |                                   |
|                 | (1) Basic  | 22    | (191.18)                          | (332.40)                          |
|                 | (2) Diluted  |       | (191.18)                          | (332.40)                          |

The notes referred to above form an integral part of financial statements

1 to 36

As per our Report of even date  
For S.L. CHHAJED & CO. LLP.  
Chartered Accountants  
FRN : 000709C/ C100277

Abhay Chhajed  
Partner  
M. No. 079662

Place: Bhopal  
Date: 06 May 2025



For and on behalf of the Board of Directors of  
**BENGALURU-VIJAYAWADA EXPRESSWAY PACKAGE-1 LIMITED**  
CIN: U42101MP2023PLC065253

Pradeep Suryavanshi  
Director  
DIN: 08907735

Amit Goswami  
Director  
DIN: 08892804

**BENGALURU-VIJAYAWADA EXPRESSWAY PACKAGE-1 LIMITED**

**Cash Flow Statement For the Period ended 31 Mar 25**

(INR in Lakhs)

| SN           | Particulars   | For the Period ended<br>31-Mar-25 | For the Period ended<br>31-Mar-24 |
|--------------|---|-----------------------------------|-----------------------------------|
|              | <b>CASH FLOW FROM OPERATING ACTIVITIES:</b>                     |                                   |                                   |
|              | Net Profit Before Tax as per Profit & Loss Account              | (457.52)                          | (358.12)                          |
|              | <b>Adjustments for:</b>   |                                   |                                   |
|              | Interest Income   | (6.47)                            | -                                 |
|              | Other Comprehensive Income                                      | (133.39)                          | -                                 |
|              | Depreciation and Amortization Expenses                          | -                                 | -                                 |
|              | Finance Cost  | 1,069.93                          | 322.06                            |
|              | <b>Operating Profit before Working Capital Changes</b>          | <b>472.54</b>                     | <b>(36.06)</b>                    |
|              | <b>Adjusted for Working Capital Changes:</b>                    |                                   |                                   |
|              | (Increase)/Decrease in Non Current Financial Assets             | 18.19                             |                                   |
|              | (Increase)/Decrease in Current Financial Assets                 | (10.85)                           |                                   |
|              | (Increase)/Decrease in Other Non- Current Assets                | 3,537.05                          | (115.00)                          |
|              | (Increase)/Decrease in Other Current Assets                     | (3,888.28)                        | (4,166.57)                        |
|              | Increase/(Decrease) in Other Non Current -Financial Liabilities | -                                 | 0.20                              |
|              | Increase/(Decrease) in Other Current Financial Liabilities      | (1,333.21)                        | 16.69                             |
|              | Increase/(Decrease) in Non Current Provisions                   | 164.62                            | 128.32                            |
|              | Increase/(Decrease) in Current Provisions                       | 29.58                             | 21.38                             |
|              | Increase/(Decrease) in Other Non Current Liabilities            | (3,537.05)                        |                                   |
|              | Increase/(Decrease) in Other Current Liabilities                | 1,801.39                          | 5,996.05                          |
|              | <b>Net Cash from Operating Activities before Income Tax</b>     | <b>(2,746.02)</b>                 | <b>1,845.01</b>                   |
| Less :       | Income Tax Payments   | (9.32)                            | 59.95                             |
| <b>A</b>     | <b>Net Cash from Operating Activities</b>                       | <b>(2,736.71)</b>                 | <b>1,785.06</b>                   |
|              | <b>CASH FLOW FROM INVESTING ACTIVITIES:</b>                     |                                   |                                   |
|              | (Increase)/ Decrease in Financial Asset In Progress             | (9,848.77)                        | (3,370.62)                        |
|              | Interest Income   | 6.47                              | -                                 |
| <b>B</b>     | <b>Net Cash from / (used in) Investing Activities</b>           | <b>(9,842.30)</b>                 | <b>(3,370.62)</b>                 |
|              | <b>CASH FLOW FROM FINANCING ACTIVITIES:</b>                     |                                   |                                   |
|              | Proceeds from Issue of Shares including Share Premium           | 1,379.00                          | 1,285.00                          |
|              | (Repayment of)/Proceeds from Long Term Borrowings               | 13,767.00                         | 680.00                            |
|              | (Repayment of)/Proceeds from Short Term Borrowings              | 965.00                            | -                                 |
|              | Finance Cost  | (1,069.93)                        | (322.06)                          |
|              | Equity Component of Compound Financial Instruments              | -                                 | -                                 |
| <b>C</b>     | <b>Net Cash from / (used in) Financing Activities</b>           | <b>15,041.08</b>                  | <b>1,642.95</b>                   |
| <b>A+B+C</b> | <b>Net Increase / (Decrease) in Cash and Cash Equivalents</b>   | <b>2,462.07</b>                   | <b>57.39</b>                      |
|              | Opening Balance of Cash and Cash Equivalents                    | 57.39                             | -                                 |
|              | <b>Closing Balance of Cash and Cash Equivalents</b>             | <b>2,519.46</b>                   | <b>57.39</b>                      |



# BENGALURU-VIJAYAWADA EXPRESSWAY PACKAGE-1 LIMITED

## Cash Flow Statement For the Period ended 31 Mar 25

### Notes:

- 1 The above Statement of Cash Flow has been prepared under the 'Indirect Method' as set out in Indian Accounting Standard (Ind AS-7) 'Statement of Cash Flows'
- 2 Cash and Cash Equivalents Comprises of:

| Particulars  | 31-Mar-25       | 31-Mar-24    |
|--|-----------------|--------------|
| Cash in hands  | -               | -            |
| Balance with Banks:  | 2,519.46        | 57.39        |
| Deposits with Bank   | -               | -            |
| <b>Cash and Cash Equivalents (Refer Note 5)</b>            | <b>2,519.46</b> | <b>57.39</b> |
| <b>Cash and Cash Equivalents in Statement of Cash Flow</b> | <b>2,519.46</b> | <b>57.39</b> |

- 3 Reconciliation of Cash Flows from Financial Activities (Ind AS-7)

| Particulars                    | Long Term Borrowings | Short Term Borrowings |
|--------------------------------|----------------------|-----------------------|
| <b>Balance as on 01 Apr 24</b> | -                    | 680.00                |
| Add : Cash inflow              | 14,228.23            | 965.00                |
| Less : Cash outflow            | (461.23)             | -                     |
| Add : Non - Cash inflow        | -                    | -                     |
| Less : Non - Cash outflow      | -                    | -                     |
| <b>Balance as on 31 Mar 25</b> | <b>13,767.00</b>     | <b>1,645.00</b>       |

The notes referred to above form an integral part of financial statements

1 to 36

As per our Report of even date  
For S.L. CHHAJED & CO. LLP.  
Chartered Accountants  
FRN: 000709C/ C400277


  
Abhay Chhajed  
Partner  
M. No. 079662



Place: Bhopal  
Date: 06 May 2025



For and on behalf of the Board of Directors of  
BENGALURU-VIJAYAWADA EXPRESSWAY PACKAGE-1 LIMITED  
CIN: U42101MP2023PLC065253

  
Pradeep Suryavanshi  
Director  
DIN: 08907735

  
Amit Goswami  
Director  
DIN: 08892804

**BENGALURU-VIJAYAWADA EXPRESSWAY PACKAGE-1 LIMITED**

**Statement for Change in Equity For the Period ended 31 Mar 25**

(INR in Lakhs)

| <b>A. Equity Share Capital</b> |                 |                                    |                          |   |                 |
|--------------------------------|-----------------|------------------------------------|--------------------------|---|-----------------|
| Particulars                    | Opening Balance | Changes due to prior period errors | Restated Opening Balance | Changes in equity share capital during the current period | Closing Balance |
| For the Period ended 31 Mar 25 | 18.50           | -                                  | 18.50                    | 9.19  | 27.69           |
| For the Year ended 31 Mar 24   | -               | 18.50                              | 18.50                    |   | 18.50           |

| <b>B. Other Equity</b>                             |                      |                   |                              |   |          |
|--|----------------------|-------------------|------------------------------|---|----------|
| Particulars  | Reserves and Surplus |                   |                              | Equity Compo. of compound Fin. Instrument | Total    |
|  | Securities Premium   | Retained Earnings | Debenture Redemption Reserve |   |          |
| <b>Balance as on 31 Mar 25</b>                     |                      |                   |                              |   |          |
| <b>Opening Balance (A)</b>                         | 1,266.51             | (358.12)          | -                            | -   | 908.39   |
| Proceeds from Issue of Shares                      | 1,369.81             | -                 | -                            | -   | 1,369.81 |
| Profit (Loss) After Tax                            | -                    | (495.69)          | -                            | -   | (495.69) |
| Other Comprehensive Income (net of tax)            | -                    | (133.39)          | -                            | -   | (133.39) |
| Other (To be specified)                            | -                    | -                 | -                            | -   | -        |
| <b>Additions (B)</b>                               | 1,369.81             | (629.08)          | -                            | -   | 740.73   |
| Transfer to Retained earning                       |                      |                   |                              |   | -        |
| Equity Component of Compound Financial Instruments |                      |                   |                              |   | -        |
| Amount Set aside for Debenture/Loan Redemption     |                      |                   |                              |   | -        |
| Other (To be specified)                            |                      |                   |                              |   | -        |
| <b>Deductions (C)</b>                              | -                    | -                 | -                            | -   | -        |
| <b>Closing Balance (A+B+C)</b>                     | 2,636.32             | (987.19)          | -                            | -   | 1,649.12 |

| <b>Balance as on 31 Mar 24</b>                     |                      |                   |                              |   |          |
|--|----------------------|-------------------|------------------------------|---|----------|
| Particulars  | Reserves and Surplus |                   |                              | Equity Compo. of compound Fin. Instrument | Total    |
|  | Securities Premium   | Retained Earnings | Debenture Redemption Reserve |   |          |
| <b>Opening Balance (A)</b>                         | -                    | -                 | -                            | -   | -        |
| Proceeds from Issue of Shares                      | 1,266.51             | -                 | -                            | -   | 1,266.51 |
| Profit (Loss) After Tax                            | -                    | (358.12)          | -                            | -   | (358.12) |
| Other Comprehensive Income (net of tax)            | -                    | -                 | -                            | -   | -        |
| Other (To be specified)                            | -                    | -                 | -                            | -   | -        |
| <b>Additions (B)</b>                               | 1,266.51             | (358.12)          | -                            | -   | 908.39   |
| Transfer to Retained earning                       |                      |                   |                              |   | -        |
| Equity Component of Compound Financial Instruments |                      |                   |                              |   | -        |
| Amount Set aside for Debenture/Loan Redemption     |                      |                   |                              |   | -        |
| Other (To be specified)                            |                      |                   |                              |   | -        |
| <b>Deductions (C)</b>                              | -                    | -                 | -                            | -   | -        |
| <b>Closing Balance (A+B+C)</b>                     | 1,266.51             | (358.12)          | -                            | -   | 908.39   |

The notes referred to above form an integral part of financial statements

1 to 36

As per our Report of even date  
For S.L. CHHAJED & CO. LLP.  
Chartered Accountants  
FRN: 000709C / C400277

Abhay Chhajed  
Partner  
M. No. 079662



For and on behalf of the Board of Directors of  
BENGALURU-VIJAYAWADA EXPRESSWAY PACKAGE-1 LIMITED  
CIN: U42101MP2023PLC065253

Pradeep Suryavanshi  
Director  
DIN: 08907735

Amit Goswami  
Director  
DIN: 08892804

Place: Bhopal  
Date: 06 May 2025



**BENGALURU-VIJAYAWADA EXPRESSWAY PACKAGE-1 LIMITED**  
**Notes to the financial statements for the year ended 31<sup>st</sup> March 2025**

**Corporate and General Information Company Overview**

Bengaluru-Vijayawada Expressway Package-1 Limited (the 'company') is domiciled in India with its registered office at Bhopal, Madhya Pradesh, India. The Company has been incorporated under the provisions of the Companies Act, 2013. The company is a Special Purpose Vehicle which was formed to undertake the project of development of Bengaluru-Vijayawada section on HAM basis.

These financial statements were authorized to be issued by the board of directors on May 06<sup>th</sup>, 2025.

**Note 1: Material Accounting Policies**

This note provides a list of the material accounting policies adopted in the preparation of these consolidated financial statements. These policies have been consistently applied to all the years presented, unless otherwise stated.

**A. Basis of preparation**

1. Compliance with Ind AS

The financial statements of the Company comply in all material aspects with Indian Accounting Standards (Ind AS) notified under Section 133 of the Companies Act, 2013 (the Act) read with Rule 4 of the Companies (Indian Accounting Standards) Rules, 2015 and other relevant provisions of the Act.

2. Historical cost convention

The financial statements have been prepared on a historical cost basis, except that there are certain financial assets and financial liabilities are measured at fair value.

3. New and amended standards adopted by the Company:

The company has considered changes and amendments made in the Indian Accounting Standards (Ind AS), as prescribed for the company.

Any newly issued Ind AS and/or changes in any of the existing Ind AS has been considered in preparation of these financials to the extent it has material impact. However, some of these Ind AS are not expected to significantly affect the current/future periods, which have been mentioned in the financial statements, as needed.

**Segment reporting**

Operating segments are reported in a manner consistent with the internal reporting provided to the chief operating decision maker (CODM). The Managing Director of the Company has been identified as CODM and he assesses the financial performance and position of the Company, and makes strategic decisions. Refer Note 27 for segment information.

**Operating cycle**

Assets and liabilities are classified as current if it is expected to realize or settle within 12 months after the balance sheet date.



## **B. Revenue recognition**

### **Revenue from Operations**

The Company builds, operates and maintains infrastructure assets under public-to-private Service Concession Arrangements (SCAs), which is an arrangement between the "grantor" (a public sector entity/authority) and the "operator" (a private sector entity) to provide services that give the public access to major economic and social facilities utilizing private-sector funds and expertise. The infrastructures accounted for by the Company as concessions are mainly related to the activities concerning roads. The Company receives revenue in two parts, 40% of the contract value is received during construction (i.e. till the Commercial Operation Date is achieved) and remaining 60% is received over the period of concession.

#### **(a) Revenue from Operations**

##### **i. Revenue During Construction period**

During the Construction period, the revenue is recognized over time based on the progress of the work i.e. cost incurred during the period and margin on the construction activity.

##### **ii. Revenue During Concession Period**

When the project construction is completed, the present value of remaining 60% consideration ("Annuity") for the arrangement is recognized as Financial Asset under "Trade Receivable" and the Company recognizes revenue over the period of concession in form of interest income based on the effective interest method.

Additionally, the Interest on Balance Annuity is recognized considering the change in bank rate at the time of bid date to the actual date of receipt.

### **Other income**

Other items of income are accounted as and when the right to receive such income arises and it is probable that the economic benefits will flow to the Company and the amount of income can be measured reliably.

## **C. Income Taxes**

### **Current Tax**

Current tax comprises the expected tax payable or receivable on the taxable income or loss for the year and any adjustment to the tax payable or receivable in respect of previous years. The amount of current tax reflects the best estimate of the tax amount expected to be paid or received after considering the uncertainty,



if any, related to income taxes. It is measured using tax rates (and tax laws) enacted or substantively enacted by the reporting date

Current tax assets and current tax liabilities are offset only if there is a legally enforceable right to set off the recognised amounts, and it is intended to realise the asset and settle the liability on a net basis or simultaneously.

Minimum alternative tax (MAT) credit is recognized as an asset only when and to the extent there is convincing evidence that the Company will pay income tax higher than that computed under MAT, during the year that MAT is permitted to be set off under the Income Tax Act, 1961 (specified year). In the year, in which the MAT credit becomes eligible to be recognized as an asset the said asset is created by way of a credit to the Statement of profit and loss and shown as MAT credit entitlement. The Company reviews the same at each balance sheet date and writes down the carrying amount of MAT credit entitlement to the extent there is no longer convincing evidence to the effect that the Company will pay income tax higher than MAT during the specified year.

### **Deferred Tax**

Deferred tax is recognised in respect of temporary differences between the carrying amounts of assets and liabilities for financial reporting purposes and the corresponding amounts used for taxation purposes. Deferred tax is also recognised in respect of carried forward tax losses and tax credits. Deferred income tax assets and liabilities are measured using tax rates and tax laws that have been enacted or substantively enacted by the balance sheet date and are expected to apply to taxable income in the years in which those temporary differences are expected to be recovered or settled. The effect of changes in tax rates on deferred income tax assets and liabilities is recognized as income or expense in the period that includes the enactment or the substantive enactment date. A deferred income tax asset is recognized to the extent that it is probable that future taxable profit will be available against which the deductible temporary differences and tax losses can be utilized. The company offsets current tax assets and current tax liabilities, where it has a legally enforceable right to set off the recognized amounts and where it intends either to settle on a net basis, or to realize the asset and settle the liability simultaneously.

### **D. Leases**

Lease payments to be made under reasonably certain extension options are also included in the measurement of the liability. The lease payments are discounted using the interest rate implicit in the lease. If that rate cannot be readily determined, which is generally the case for leases in the Company, the lessee's incremental borrowing rate is used, being the rate that the individual lessee would have to pay to borrow the funds necessary to obtain an asset of similar value to the right-of-use asset in a similar economic environment with similar terms, security and conditions.

To determine the incremental borrowing rate, the Company:

- where possible, uses recent third-party financing received by the individual lessee as a starting point, adjusted to reflect changes in financing conditions since third party financing was received;
- uses a build-up approach that starts with a risk-free interest rate adjusted for credit risk for leases held by Company, which does not have recent third-party financing, and makes adjustments specific to the lease, e.g. term, country, currency and security.

Lease payments are allocated between principal and finance cost. The finance cost is charged to profit or loss over the lease period so as to produce a constant periodic rate of interest on the remaining balance of the liability for each period.

Right-of-use assets are measured at cost comprising the following:

- the amount of the initial measurement of lease liability
- any lease payments made at or before the commencement date less any lease incentives received
- any initial direct costs, and
- restoration costs.

Right-of-use assets are generally depreciated over the shorter of the asset's useful life and the lease term on a straight-line basis.



Payments associated with short-term leases of equipment and all leases of low-value assets are recognised on a straight-line basis as an expense in profit or loss. Short-term leases are leases with a lease term of 12 months or less. Low-value assets comprise IT equipment and small items of office furniture.

#### **E. Impairment of non-financial assets**

Non-financial assets are tested for impairment whenever events or changes in circumstances indicate that the carrying amount may not be recoverable. An impairment loss is recognized for the amount by which the asset's carrying amount exceeds its recoverable amount. The recoverable amount is the higher of an asset's fair value less costs of disposal and value in use. For the purposes of assessing impairment, assets are grouped at the lowest levels for which there are separately identifiable cash inflows which are largely independent of the cash inflows from other assets or group of assets (cash-generating units). Non-financial assets that suffered an impairment are reviewed for possible reversal of the impairment at the end of each reporting period.

#### **F. Cash and cash equivalents**

For the purpose of presentation in the statement of cash flows, cash and cash equivalents includes cash on hand, deposits held at call with financial institutions, other short-term, highly liquid investments with original maturities of three months or less that are readily convertible to known amounts of cash and which are subject to an insignificant risk of changes in value, and bank overdrafts. Bank overdrafts are shown within borrowings in current liabilities in the balance sheet.

#### **G. Trade receivables**

Trade receivables are amounts due from customers for goods sold or services performed in the ordinary course of business. Trade receivables are recognized initially at fair value. The Company holds the trade receivables with the objective to collect the contractual cash flows and therefore measures them subsequently at amortised cost using the effective interest method, less loss allowance.

#### **H. Financial instruments**

A financial instrument is any contract that gives rise to a financial asset of one entity and a financial liability or equity instrument of another entity.

Financial assets and liabilities are recognized when the Company becomes a party to the contractual provisions of the instrument.

#### **I. Financial Assets:**

**Classification:** The Company classifies its financial assets in the following measurement categories:

- i) those to be measured subsequently at fair value (either through other comprehensive income, or through the Statement of Profit or Loss), and
- ii) those measured at amortized cost.

The classification depends on the entity's business model for managing the financial assets and the contractual terms of the cash flows.

#### **Initial recognition and measurement**

Financial assets are recognized when the Company becomes a party to the contractual provisions of the instrument. Financial assets are recognized initially at fair value plus, in the case of financial assets not recorded at fair value through Statement of Profit or Loss, transaction costs that are attributable to the acquisition of the financial asset. Transaction costs of financial assets carried at fair value through profit or loss are expensed of in the Statement of Profit or Loss.

#### **Subsequent measurement**

After initial recognition, financial assets are measured at:

- i) fair value (either through other comprehensive income or through profit
- ii) amortized cost



## Debt instruments

Subsequent measurement of debt instruments depends on the Company business model for managing the asset and the cash flow characteristics of the asset. There are three measurement categories into which the Company classifies its debt instruments:

- i) **Amortized Cost:** Assets that are held for collection of contractual cash flows where those cash flows represent solely payments of principal and interest are measured at amortised cost. Interest income from these financial assets is included in finance income using the effective interest rate method. Any gain or loss arising on derecognition is recognised directly in profit or loss and presented in other gains / (losses). Impairment losses are presented as separate line item in the statement of profit and loss.
- ii) **Fair Value through Other Comprehensive Income (FVOCI):** Assets that are held for collection of contractual cash flows and for selling the financial assets, where the assets' cash flows represent solely payments of principal and interest, are measured at FVOCI. Movements in the carrying amount are taken through OCI, except for the recognition of impairment gains or losses, interest revenue and foreign exchange gains and losses, which are recognized in the Statement of Profit and Loss. When the financial asset is derecognized, the cumulative gain or loss previously recognized in OCI is reclassified from equity to profit or loss and recognized in other gains/ (losses). Interest income from these financial assets is included in other income using the effective interest rate method.
- iii) **Fair Value through Profit or Loss (FVTPL):** Assets that do not meet the criteria for amortized cost or FVOCI are measured at FVTPL. A gain or loss on a debt investment that is subsequently measured at fair value through profit or loss is recognized in profit or loss in the period in which it arises. Interest income from these financial assets are recognized in the Statement of profit and loss.

## Impairment of Financial Assets

The Company applies Expected Credit Loss (ECL) model for measurement and recognition of expected credit loss on the following financial assets and credit risk exposure:

- i) financial assets that are debt instruments, and are measured at amortized cost e.g. loans, deposits, and bank balance.
- ii) Trade Receivables;

The Company follows 'simplified approach' for recognition of impairment loss allowance on trade receivables, which do not contain a significant financing component.

The application of simplified approach does not require the Company to track changes in credit risk. Rather, it recognizes impairment loss allowance based on lifetime ECLs at each reporting date, right from its initial recognition.

## Derecognition of Financial Assets

A financial asset is derecognized only when:

- i) the Company has transferred the rights to receive cash flows from the financial asset or
- ii) retains the contractual rights to receive the cash flows of the financial asset, but assumes a contractual obligation to pay the cash flows to one or more recipients.

Where the entity has transferred an asset, the Company evaluates whether it has transferred substantially all risks and rewards of ownership of the financial asset. In such cases, the financial asset is derecognized. Where the entity has not transferred substantially all risks and rewards of ownership of the financial asset, the financial asset is not derecognized.

Where the entity has neither transferred a financial asset nor retains substantially all risks and rewards of ownership of the financial asset, the financial asset is derecognized if the Company has not retained control of the financial asset. Where the Company retains control of the financial asset, the asset is continued to be recognized to the extent of continuing involvement in the financial asset.



## **J. Income Recognition**

Interest income - Interest income from financial assets at fair value through profit or loss is disclosed as interest income within other income. Interest income on financial assets at amortised cost and financial assets at FVOCI is calculated using the effective interest method is recognised in the statement of profit and loss as part of other income.

Interest income is calculated by applying the effective interest rate to the gross carrying amount of a financial asset except for financial assets that subsequently become credit-impaired. For credit-impaired financial assets the effective interest rate is applied to the net carrying amount of the financial asset (after deduction of the loss allowance).

## **K. Financial Liabilities:**

### **Initial recognition and measurement**

Financial liabilities are initially measured at its fair value plus or minus, in the case of a financial liability not at fair value through profit or loss, transaction costs that are directly attributable to the issue/origination of the financial liability.

### **Subsequent Measurement**

Financial liabilities are classified as measured at amortized cost or FVTPL. A financial liability is classified as at FVTPL if it is classified as held- for- trading, or it is a derivative or it is designated as such on initial recognition. Financial liabilities at FVTPL are measured at fair value and net gains and losses, including any interest expense, are recognized in statement of profit and loss. Other financial liabilities are subsequently measured at amortized cost using the effective interest method. Interest expense and foreign exchange gains and losses are recognized in statement of profit and loss. Any gain or loss on derecognition is also recognized in statement of profit and loss.

### **Derecognition**

A financial liability is derecognized when the obligation specified in the contract is discharged, cancelled or expires. The difference between the carrying amount of a financial liability that has been extinguished or transferred to another party and the consideration paid, including any non-cash assets transferred or liabilities assumed, is recognized in profit or loss as other gains/(losses).

## **L. Offsetting Financial Instruments**

Financial assets and liabilities are offset and the net amount is reported in the Balance Sheet where there is a legally enforceable right to offset the recognized amounts and there is an intention to settle on a net basis or realize the asset and settle the liability simultaneously. The legally enforceable right must not be contingent on future events and must be enforceable in the normal course of business and in the event of default, insolvency or bankruptcy of the Company or the counterparty.

## **M. Property, plant and equipment**

All items of property, plant and equipment are stated at historical cost less accumulated depreciation and impairment. Historical Cost comprises of the purchase price including import duties and non-refundable taxes and directly attributable expenses incurred to bring the asset to the location and condition necessary for it to be capable of being operated in the manner intended by management.

Subsequent costs are included in the asset's carrying amount or recognized as a separate asset, as appropriate, only when it is probable that future economic benefits associated with the item will flow to the company and the cost of the item can be measured reliably. The carrying amount of any component



accounted for as a separate asset is derecognized when replaced. All other repairs and maintenance are charged to profit or loss during the reporting period in which they are incurred.

#### **Depreciation methods, rates and residual value**

Depreciation is calculated on cost of items of property, plant and equipment less their estimated residual values over their estimated useful lives using the straight-line method, and is generally recognised in the statement of profit and loss. Assets acquired under finance leases are depreciated over the shorter of the lease term and their useful lives unless it is reasonably certain that the company will obtain ownership by the end of the lease term. Freehold land is not depreciated.

Depreciation on additions (disposals) is provided on a pro-rata basis i.e. from (up to) the date on which asset is ready for use (disposed of).

#### **N. Trade and other payables**

These amounts represent liabilities for goods and services provided to the Company prior to the end of financial year which are unpaid. Trade and other payables are presented as current liabilities unless payment is not due within 12 months after the reporting period. They are recognized initially at their fair value and subsequently measured at amortized cost using the effective interest method.

#### **O. Borrowings**

Borrowings are initially recognized at fair value, net of transaction costs incurred. Borrowings are subsequently measured at amortized cost. Any difference between the proceeds (net of transaction costs) and the redemption amount is recognized in profit or loss over the period of the borrowings using the effective interest method.

Borrowings are removed from the balance sheet when the obligation specified in the contract is discharged, cancelled or expired.

Borrowings are classified as current liabilities unless the Company has an unconditional right to defer settlement of the liability for at least 12 months after the reporting period.

#### **P. Labour Cess**

As per The Building and other Construction Worker's Welfare Cess Rules, 1998 the construction employer's is required to Pay 1% of their Construction Cost to the government as Tax or Levy for the welfare of the Workers.

The company books the labour cess deducted by NHAI as Current asset and as expenses and no labour cess is deducted on amount payable to EPC contractor i.e. Dilip Buildcon Limited. A provision is made for the same amount by which current asset is created.

#### **Q. Provisions and Contingencies**

**Provisions** - Provisions involving substantial degree of estimation in measurement are recognized when there is a present obligation as a result of past events, it is probable that there will be an outflow of resources and a reliable estimate can be made of the amount of the obligation. These are reviewed at each balance sheet date and adjusted to reflect the current best estimate. Contingent liabilities are not provided for and are disclosed by way of notes.

If the effect of the time value of money is material, provisions are discounted using a current pre-tax rate that reflects, when appropriate, the risks specific to the liability. When discounting is used, the increase in the provision due to the passage of time is recognised as a finance cost in the statement of profit and loss

**Contingent liabilities** - Contingent liabilities are disclosed when there is a possible obligation arising from past events, the existence of which will be confirmed only by the occurrence or non-occurrence of one or more uncertain future events not wholly within the control of the Company, or a present obligation that arises from past events where it is either not probable that an outflow of resources will be required to settle the obligation or a reliable estimate of the amount cannot be made.



#### **R. Claims**

Claims against the Company not acknowledged as debts are disclosed under contingent liabilities. Claims made by the company are recognised as and when the same is approved by the respective authorities with whom the claim is lodged.

#### **S. Contributed equity**

Equity shares are classified as equity. Incremental costs directly attributable to the issue of new shares or options are shown in equity as a deduction, net of tax, from the proceeds.

#### **T. Dividends**

Provision is made for the amount of any dividend declared, being appropriately authorised and no longer at the discretion of the entity, on or before the end of the reporting period but not distributed at the end of the reporting period.

#### **U. Earnings per share**

1. Basic earnings per share - Basic earnings per share is calculated by dividing:
  - a) The profit attributable to owners of the company
  - b) By the weighted average number of equity shares outstanding during the financial year, adjusted for bonus elements in equity shares issued during the year
  
2. Diluted earnings per share - Diluted earnings per share adjusts the figures used in the determination of basic earnings per share to take into account:
  - a) the after-income tax effect of interest and other financing costs associated with dilutive potential equity shares, and
  - b) the weighted average number of additional equity shares that would have been outstanding assuming the conversion of all dilutive potential equity shares.

#### **V. Rounding of amounts**

All amounts disclosed in the financial statements and notes have been rounded off to the nearest lakh as per the requirement of Schedule III, unless otherwise stated.

#### **W. Critical estimates and judgements**

Preparation of the financial statements requires use of accounting estimates which, by definition, will seldom equal the actual results. This note provides an overview of the areas that involved a higher degree of judgements or complexity, and of items which are more likely to be materially adjusted due to estimates and assumptions turning out to be different than those originally assessed. Detailed information about each of these estimates and judgements is included in relevant notes together with information about the basis of calculation for each affected line item in the financial statements.

##### **A. Judgements in applying accounting policies**

The judgements, apart from those involving estimations (see note below) that the Company has made in the process of applying its accounting policies and that have a significant effect on the amounts recognised in these financial statements pertain to useful life of assets. The Company is required to determine whether its intangible assets have indefinite or finite life which is a subject matter of judgement.

##### **B. Key source of estimation uncertainty**

The following are the key assumptions concerning the future, and other key sources of estimation uncertainty at the end of the reporting period that may have a significant risk of causing a material adjustment to the carrying amounts of assets and liabilities within the next financial year.



a) Property, Plant and Equipment

Determination of the estimated useful lives of tangible assets and the assessment as to which components of the cost may be capitalized. Useful lives of tangible assets are based on the life prescribed in Schedule II of the Companies Act, 2013. In cases, where the useful lives are different from that prescribed in Schedule II, they are based on technical advice, taking into account the nature of the asset, the estimated usage of the asset, the operating conditions of the asset, past history of replacement, anticipated technological changes, manufacturers' warranties and maintenance support.

b) Recognition and measurement of defined benefit obligations

The obligation arising from defined benefit plan is determined on the basis of actuarial assumptions. Key actuarial assumptions include discount rate, trends in salary escalation and vested future benefits and life expectancy. The discount rate is determined based on the prevailing market yields of Indian Government Securities as at the Balance Sheet Date for the estimated term of the obligations.

c) Recognition of deferred tax assets

A deferred tax asset is recognised for all the deductible temporary differences to the extent that it is probable that taxable profit will be available against which the deductible temporary difference can be utilised.

d) Recognition and measurement of other provision

The recognition and measurement of other provisions are based on the assessment of the probability of an outflow of resources, and on past experience and circumstances known at the balance sheet date. The actual outflow of resources at a future date may therefore vary from the figure included in other provisions.

e) Discounting of long-term financial instrument

All financial instruments are required to be measured at fair value on initial recognition. In case of financial instruments which are required to be subsequently measured at amortised cost, interest is accrued using the effective interest method.



**BENGALURU-VIJAYAWADA EXPRESSWAY PACKAGE-1 LIMITED**

Notes to Financial Statement for the Period ended 31 Mar 25

**Note 2: Capital work in progress**

| Particulars                  | For the Period ended 31 Mar 25 |                  |                    | Gross Carrying Value |                 |                | Depreciation/Amortization |                  | Net Carrying Value |                  |
|------------------------------|--------------------------------|------------------|--------------------|----------------------|-----------------|----------------|---------------------------|------------------|--------------------|------------------|
|                              | As at 01 Apr 24                | Additions        | Deductions         | As at 31 Mar 25      | As at 01 Apr 24 | For the Period | Deductions                | As at 31 Mar 25  | As at 31 Mar 24    | As at 31 Mar 25  |
| Financial Assets in Progress | 3,370.62                       | 24,836.34        | (14,987.58)        | 13,219.39            | -               | -              | -                         | 13,219.39        | 3,370.62           | 13,219.39        |
| <b>Total</b>                 | <b>3,370.62</b>                | <b>24,836.34</b> | <b>(14,987.58)</b> | <b>13,219.39</b>     | -               | -              | -                         | <b>13,219.39</b> | <b>3,370.62</b>    | <b>13,219.39</b> |

| Particulars                  | For the Period ended 31 Mar 24 |                 |                | Gross Carrying Value |                 |              | Depreciation/Amortization |                 | Net Carrying Value |                 |
|------------------------------|--------------------------------|-----------------|----------------|----------------------|-----------------|--------------|---------------------------|-----------------|--------------------|-----------------|
|                              | As at 01 Apr 23                | Additions       | Deductions     | As at 31 Mar 24      | As at 01 Apr 23 | For the year | Deductions                | As at 31 Mar 24 | As at 31 Mar 23    | As at 31 Mar 24 |
| Financial Assets in Progress | -                              | 3,413.60        | (42.98)        | 3,370.62             | -               | -            | -                         | 3,370.62        | -                  | 3,370.62        |
| <b>Total</b>                 | <b>-</b>                       | <b>3,413.60</b> | <b>(42.98)</b> | <b>3,370.62</b>      | <b>-</b>        | <b>-</b>     | <b>-</b>                  | <b>3,370.62</b> | <b>-</b>           | <b>3,370.62</b> |

**Amount in CWIP for a period of**


| Particulars                    | Amount in CWIP for a period of |           |           |          | Total     |
|--------------------------------|--------------------------------|-----------|-----------|----------|-----------|
|                                | < 1 year                       | 1-2 years | 2-3 years | >3 years |           |
| Projects in Progress           | 9,848.77                       | 3,370.62  | -         | -        | 13,219.39 |
| Projects Temporarily Suspended | -                              | -         | -         | -        | -         |

**Note 3 :- Trade Receivables**

| Particulars                                | 31-Mar-25 | 31-Mar-24 |
|--|-----------|-----------|
| <b>Non Current</b>                         |           |           |
| Secured, Considered Good                   | -         | -         |
| Unsecured, Considered Good                 | -         | -         |
| Doubtful                                   | -         | -         |
| Less: Allowance for Bad and Doubtful Debts | -         | -         |
| <b>Total Non Current</b>                   | <b>-</b>  | <b>-</b>  |
| <b>Current</b>                             |           |           |
| Secured, Considered Good                   | -         | -         |
| Unsecured, Considered Good                 | -         | -         |
| Doubtful                                   | -         | -         |
| Less: Allowance for Bad and Doubtful Debts | -         | -         |
| <b>Total Current</b>                       | <b>-</b>  | <b>-</b>  |
| <b>Grand Total</b>                         | <b>-</b>  | <b>-</b>  |

| Particulars   | Receivables Unbilled | Outstanding for following periods from due date of payment |                   |           |           | Total    |
|---|----------------------|--|-------------------|-----------|-----------|----------|
|   |                      | < 6 months   | 6 months - 1 year | 1-2 years | > 3 years |          |
| <b>As at 31 Mar 25</b>                                  |                      |  |                   |           |           |          |
| Undisputed - Receivables – Considered good              | -                    | -  | -                 | -         | -         | -        |
| Undisputed Receivables – Having significant Credit Risk | -                    | -  | -                 | -         | -         | -        |
| Undisputed Receivables – Credit Impaired                | -                    | -  | -                 | -         | -         | -        |
| Disputed Receivables Considered Good                    | -                    | -  | -                 | -         | -         | -        |
| Disputed Receivables – Having significant Credit Risk   | -                    | -  | -                 | -         | -         | -        |
| Disputed Trade receivables – Credit Impaired            | -                    | -  | -                 | -         | -         | -        |
| <b>Total</b>  | <b>-</b>             | <b>-</b>   | <b>-</b>          | <b>-</b>  | <b>-</b>  | <b>-</b> |

| Particulars   | Receivables Unbilled | Outstanding for following periods from due date of payment |                   |           |           | Total    |
|---|----------------------|--|-------------------|-----------|-----------|----------|
|   |                      | < 6 months   | 6 months - 1 year | 1-2 years | > 3 years |          |
| <b>As at 31 Mar 24</b>                                  |                      |  |                   |           |           |          |
| Undisputed - Receivables – Considered good              | -                    | -  | -                 | -         | -         | -        |
| Undisputed Receivables – Having significant Credit Risk | -                    | -  | -                 | -         | -         | -        |
| Undisputed Receivables – Credit Impaired                | -                    | -  | -                 | -         | -         | -        |
| Disputed Receivables Considered Good                    | -                    | -  | -                 | -         | -         | -        |
| Disputed Receivables – Having significant Credit Risk   | -                    | -  | -                 | -         | -         | -        |
| Disputed Trade receivables – Credit Impaired            | -                    | -  | -                 | -         | -         | -        |
| <b>Total</b>  | <b>-</b>             | <b>-</b>   | <b>-</b>          | <b>-</b>  | <b>-</b>  | <b>-</b> |



## BENGALURU-VIJAYAWADA EXPRESSWAY PACKAGE-1 LIMITED

Notes to Financial Statement for the Period ended 31 Mar 25

### Note 4 :- Other Assets

(INR in Lakhs)

| Particulars                                       | 31 Mar 25       | 31 Mar 24       |
|---|-----------------|-----------------|
| <b>Non-current</b>                                |                 |                 |
| Advances other than Capital Advances              |                 |                 |
| - Security Deposits                               | 0.10            | 0.10            |
| - Advances to Related Party- Mobilisation Advance | -               | 3,537.05        |
| <b>Total Non-current</b>                          | <b>0.10</b>     | <b>3,537.15</b> |
| <b>Current</b>                                    |                 |                 |
| Advances other than Capital Advances              |                 |                 |
| - Other Advances - Advance given to Employee      | 6.35            | -               |
| - Advances to Related Party- Mobilisation Advance | 2,033.80        | -               |
| - Advance to Suppliers/Creditors                  | 0.03            | 0.03            |
| <b>Others</b>                                     |                 |                 |
| Deposit with Govt Authorities                     | 1,794.67        | 623.33          |
| Withheld By NHAI                                  | 678.29          | -               |
| Prepaid Expenses                                  | 4.57            | 6.06            |
| Advance Tax                                       | -               | 0.00            |
| <b>Total current</b>                              | <b>4,517.70</b> | <b>629.42</b>   |
| <b>Grand Total</b>                                | <b>4,517.80</b> | <b>4,166.57</b> |

### Note : 5 Cash And Cash Equivalents

| Particulars            | 31 Mar 25       | 31 Mar 24    |
|------------------------|-----------------|--------------|
| Balance with Banks     | 2,519.46        | 57.39        |
| Fixed deposit accounts | -               | -            |
| <b>Total</b>           | <b>2,519.46</b> | <b>57.39</b> |

### Note 6 : Loans

| Particulars                | 31 Mar 25 | 31 Mar 24 |
|----------------------------|-----------|-----------|
| <b>Current</b>             |           |           |
| Loans to Holding Company   | -         | -         |
| Loans to Fellow Subsidiary | -         | -         |
| <b>Total</b>               | <b>-</b>  | <b>-</b>  |

### Note 7 : Other Financial Assets

| Particulars                              | 31 Mar 25     | 31 Mar 24     |
|--|---------------|---------------|
| <b>Non - Current</b>                     |               |               |
| Unamortised Processing Charges           | 96.81         | 115.00        |
| Advance given                            | -             | -             |
| <b>Total Non-current</b>                 | <b>96.81</b>  | <b>115.00</b> |
| <b>Current</b>                           |               |               |
| Unamortised Processing Charges - Current | 10.85         | -             |
| Advance given                            | -             | -             |
| <b>Total current</b>                     | <b>10.85</b>  | <b>-</b>      |
| <b>Total</b>                             | <b>107.66</b> | <b>115.00</b> |



**BENGALURU-VIJAYAWADA EXPRESSWAY PACKAGE-1 LIMITED**

Notes to Financial Statement for the Period ended 31 Mar 25

**Note 8: Equity Share Capital**

(INR in Lakhs)

| Particulars  | 31 Mar 25    | 31 Mar 24    |
|--|--------------|--------------|
| <b>Authorised shares</b>                           |              |              |
| 5,00,000 Equity Shares of Rs. 10 Each              | 50.00        | 50.00        |
| <b>Total</b>                                       | <b>50.00</b> | <b>50.00</b> |
| <b>Issued, subscribed and fully paid-up shares</b> |              |              |
| 276902 Equity Shares of Rs. 10 Each fully paid-up  | 27.69        | 18.50        |
| <b>Total</b>                                       | <b>27.69</b> | <b>18.50</b> |

**a) Terms/rights attached to equity shares**

The Company has a single class of equity shares. Accordingly, all equity shares rank equally with regard to dividends and share in the Company's residual assets. The equity shares are entitled to receive dividend as declared from time to time. The voting rights of an equity shareholder on a poll (not on show of hands) are in proportion to its share of the paid up equity capital of the Company. Voting rights cannot be exercised in respect of shares on which any call or other sums presently payable have not been paid.

On winding up of the Company, the holders of equity shares will be entitled to receive the residual assets of the Company, remaining after distribution of all preferential amounts in proportion to the number of equity shares held.

As per the records of the company, including its registers of shareholders/ member and other declaration received from shareholders regarding beneficial interest, the above shareholding represents both legal and beneficial ownership of shares.

**b) Reconciliation of the no. of shares and amounts outstanding at the beginning and at the end of the reporting period:**

| Particulars                                 | 31 Mar 25       |              | 31 Mar 24       |              |
|---|-----------------|--------------|-----------------|--------------|
|   | Numbers         | Amount       | Numbers         | Amount       |
| <b>At the beginning of the period</b>       | <b>1,84,985</b> | <b>18.50</b> | -               | -            |
| Shares issued during the period             | 91,917          | 9.19         | 1,84,985        | 18.50        |
| <b>Outstanding at the end of the period</b> | <b>2,76,902</b> | <b>27.69</b> | <b>1,84,985</b> | <b>18.50</b> |

**c) Details of shareholders holding more than 5% shares in the Company\***

| Particulars                                    | 31 Mar 25       |               | 31 Mar 24       |               |
|--|-----------------|---------------|-----------------|---------------|
|  | Numbers         | % of holding  | Numbers         | % of holding  |
| <b>Equity shares of Rs. 10 each fully paid</b> |                 |               |                 |               |
| Dilip Buildcon Limited                         | 2,76,902        | 100.00        | 1,84,985        | 100.00        |
| <b>Total</b>                                   | <b>2,76,902</b> | <b>100.00</b> | <b>1,84,985</b> | <b>100.00</b> |

\*Including shares held by nominees of respective shareholders, if any.

**d) Shareholding of Promoters**

| As at Period ended 31 Mar 25 |                 |               |                   |                            |
|------------------------------|-----------------|---------------|-------------------|----------------------------|
| Particulars                  | Type            | No. of Shares | % of total shares | % Change during the Period |
| Dilip Buildcon Limited       | Holding Company | 2,76,902      | 100.00%           | -                          |



**BENGALURU-VIJAYAWADA EXPRESSWAY PACKAGE-1 LIMITED**

Notes to Financial Statement for the Period ended 31 Mar 25

(INR in Lakhs)

**Note 9 : Borrowings**

| Particulars   | 31 Mar 25        | 31 Mar 24     |
|---|------------------|---------------|
| <b>Non-Current</b>                                  |                  |               |
| <b>(a) Secured</b>                                  |                  |               |
| <b>i) Term loans</b>                                |                  |               |
| From Banks  | 13,767.00        | -             |
| Less : Current Maturities of Non-Current Borrowings | -                | -             |
| <b>Total Non-Current</b>                            | <b>13,767.00</b> | <b>-</b>      |
| <b>Current</b>                                      |                  |               |
| <b>a) Secured</b>                                   |                  |               |
| Current Maturities of Non-Current Borrowings        | -                | -             |
| <b>b) Unsecured</b>                                 |                  |               |
| From Related Parties                                | 1,645.00         | 680.00        |
| <b>Total Current</b>                                | <b>1,645.00</b>  | <b>680.00</b> |
| <b>Grand Total</b>                                  | <b>15,412.00</b> | <b>680.00</b> |

Details of terms of repayment and securities provided in respect of secured term loans of Rs. 13767 Lakhs (PY Rs. 0 Lakhs) are as under:

- The holding company has pledged 30% shares in favour of Bank of Baroda and Non Disposal Undertaking for 20% of shares held. The loan is secured by a first charge on borrower's immovable properties, both present and future, tangible moveable assets (including but not limited to all current/ non- current assets ) both present and future other than the asset forming part of the Project Assets, Escrow account and Sub accounts, and intangible assets.
- The loan is also secured by personal guarantee of Mr. Dilip Suryavanshi and Mr. Devendra Jain . The loan is also secured by Corporate Guarantee of Dilip Buildcon Limited.
- The Company has used the borrowings from banks and financial institutions for the part financing of the project cost as per the terms mentioned in the sanction letter.
- The Company has not been declared as wilful defaulter by any bank or financial Institution or consortium thereof, in accordance with the guidelines on wilful defaulters issued by the Reserve Bank of India.
- Any documents, statements filed by the company with banks or financial institutions are in agreement with the books of accounts.

**Terms of Secured Loan Repayment**

- Loan will be repaid in 26 unequal half yearly instalments as referred to the Loan Agreement post the moratorium period. Repayment shall start post moratorium period from completion date of the project.

**8) Terms of Unsecured Loan Repayment**

The company has received interest free loan from its related parties based on the exemption given under section 186(11) of the Companies Act 2013. The Unsecured Loan received is quasi equity investment as promoters contribution for the construction and development of the project awarded.

**As at 31 Mar 25**

| Particulars           | < 1 year        | 1-3 years       | > 3 Years        | Total            |
|-----------------------|-----------------|-----------------|------------------|------------------|
| Term Loans From Banks | -               | 2,887.50        | 10,879.50        | 13,767.00        |
| Loans From Others     | 1,645.00        | -               | -                | 1,645.00         |
| <b>Total</b>          | <b>1,645.00</b> | <b>2,887.50</b> | <b>10,879.50</b> | <b>15,412.00</b> |

**Note 10: Provisions**

| Particulars                            | 31 Mar 25     | 31 Mar 24     |
|--|---------------|---------------|
| <b>Non Current</b>                     |               |               |
| Provision for Gratuity Payable         | 254.55        | 111.65        |
| Provision for Leave Encashment Payable | 38.39         | 16.67         |
| <b>Total Non Current</b>               | <b>292.94</b> | <b>128.32</b> |
| <b>Current</b>                         |               |               |
| Provision for Gratuity Payable         | 40.31         | 18.08         |
| Provision for Leave Encashment Payable | 10.64         | 3.30          |
| <b>Total Current</b>                   | <b>50.95</b>  | <b>21.38</b>  |
| <b>Grand Total</b>                     | <b>343.89</b> | <b>149.70</b> |



**BENGALURU-VIJAYAWADA EXPRESSWAY PACKAGE-1 LIMITED**

Notes to Financial Statement for the Period ended 31 Mar 25

**Note 11: Other Financial Liabilities**

| Particulars                               | 31 Mar 25     | 31 Mar 24     |
|---|---------------|---------------|
| <b>Non Current</b>                        |               |               |
| Interest Payable on NCD                   | -             | -             |
| <b>Total Non Current</b>                  | -             | -             |
| <b>Current</b>                            |               |               |
| Interest Payable on NCD                   | -             | -             |
| Interest on Mob Advance Payable           | 505.72        | 16.69         |
| Labour Cess Payable                       | 149.88        | -             |
| Less : Labour Cess Deducted by Department | (149.88)      | -             |
| Creditor for expenses                     | 4.89          | 0.48          |
| Employee Benefits Exepenses payable       | 1.76          |               |
| Salary Payable                            | 247.82        | 103.93        |
| <b>Total Current</b>                      | <b>760.19</b> | <b>121.09</b> |
| <b>Grand Total</b>                        | <b>760.19</b> | <b>121.09</b> |

**Note 12: Other Liabilities**

| Particulars                       | 31 Mar 25       | 31 Mar 24       |
|-----------------------------------|-----------------|-----------------|
| <b>Non Current</b>                |                 |                 |
| Mobilisation Advance from NHAI    | -               | 3,537.05        |
| Others                            | -               | -               |
| <b>Total Non Current</b>          | -               | <b>3,537.05</b> |
| <b>Current</b>                    |                 |                 |
| Mobilisation Advance from NHAI    | 1,768.53        |                 |
| Other Statutory Remittances       | 29.54           | 11.88           |
| TDS Payable                       | 48.59           | 33.38           |
| Withheld Amount & Retention Money | -               | -               |
| <b>Total Current</b>              | <b>1,846.65</b> | <b>45.26</b>    |
| <b>Grand Total</b>                | <b>1,846.65</b> | <b>3,582.31</b> |

**Note : 13 Trade Payables**

| Particulars  | 31 Mar 25     | 31 Mar 24       |
|--|---------------|-----------------|
| <b>Payable to MSME Vendor</b>                      | -             | -               |
| <b>Payable to Creditors other than MSME Vendor</b> |               |                 |
| Payable to Related Parties                         | 334.33        | 2,309.33        |
| Payable to Others                                  | 2.90          | 0.20            |
| <b>Total</b>                                       | <b>337.23</b> | <b>2,309.54</b> |

**Notes:**

1 There are no such overdue outstanding from vendors which are registered under MSME Act, 2006 and have provided any goods or services

| Particulars  | 31 Mar 25 | 31 Mar 24 |
|--|-----------|-----------|
| a) The principal amount remaining unpaid to any supplier at the end of the year.       | -         | -         |
| b) Interest due remaining upnpaid to supplier at the end of the year.                  | -         | -         |
| c) The amount of interest paid by the buyer in terms of section 16 of the MSMED Act.   | -         | -         |
| d) The amount of interest due and payable for the period of delay in making payment.   | -         | -         |
| e) The amount of interest accrued and remaining unpaid at the end of the year.         | -         | -         |
| f) The amount of further interest remaining due and payable even in the succeedin year | -         | -         |

2 The disclosure in respect of the amount payable to enterprises which have provided goods and services to the company and which qaulify under the definition of Micro, Small and Medium Enterprises Development Act,2006 has been made in the financial statement as at 31 March 2025 based on the information received and available with the comapny. On the basis of such information, no interest is payable to any such MSME. Auditors have relied upon the information provided by the Company.



3 The Company's exposure to currency and liquidity risks related to trade payable is disclosed in Note 29.

| As at 31 Mar 25        | Outstanding for following periods from due date of payment |          |           |           |           |        |
|------------------------|--|----------|-----------|-----------|-----------|--------|
| Particulars            | Payable - Unbilled   | < 1 year | 1-2 years | 2-3 years | > 3 years | Total  |
| MSME                   | -  | -        | -         | -         | -         | -      |
| Others                 | -  | 337.23   | -         | -         | -         | 337.23 |
| Disputed dues - MSME   | -  | -        | -         | -         | -         | -      |
| Disputed dues - Others | -  | -        | -         | -         | -         | -      |

| As at 31 Mar 24        | Outstanding for following periods from due date of payment |          |           |           |           |          |
|------------------------|--|----------|-----------|-----------|-----------|----------|
| Particulars            | Payable - Unbilled   | < 1 year | 1-2 years | 2-3 years | > 3 years | Total    |
| MSME                   | -  | -        | -         | -         | -         | -        |
| Others                 | -  | 2,309.54 | -         | -         | -         | 2,309.54 |
| Disputed dues - MSME   | -  | -        | -         | -         | -         | -        |
| Disputed dues - Others | -  | -        | -         | -         | -         | -        |



**BENGALURU-VIJAYAWADA EXPRESSWAY PACKAGE-1 LIMITED**

Notes to Financial Statement for the Period ended 31 Mar 25

**Note 14 : Revenue from Operations**

(INR in Lakhs)

| Particulars    | 31 Mar 25        | 31 Mar 24       |
|----------------|------------------|-----------------|
| Revenue IND AS | 24,836.27        | 3,370.62        |
| <b>Total</b>   | <b>24,836.27</b> | <b>3,370.62</b> |

**(a) Disaggregated Revenue Information**

Having regard to the nature of contract with customer, there is only one type of category of revenue; hence disclosure of disaggregation of revenue is not given.

**(b) Receivable under Concession Arrangement and Contract Balances**

The company classifies the right to consideration in exchange for deliverables as either receivable or unbilled revenue. A receivable is a right to consideration that is unconditional upon passage of time. Revenue for such services is recognized as related services are performed. Revenue in excess of billings is recorded as unbilled revenue and is classified as financial asset for those cases as right to consideration is unconditional upon passage of time. Invoicing to the customer is based on milestone as defined in the contract.

**(c) The Transaction Price allocated to the remaining performance obligations (unsatisfied or partially**

The company has recognized Rs. 24836.27 Lacs as revenue from operations during the Period. There are no impairment losses recognized on any receivables or contract assets arising from contracts with customer.

**(d) Performance Obligation:**

The SPV is having single performance obligation with NHAI.

**(e) Contract Balances and Trade Receivable:**

Details of Trade Receivables and contract liabilities arising from the contracts with customers are given below:

| Particulars                 | 31 Mar 25 | 31 Mar 24 |
|-----------------------------|-----------|-----------|
| Trade Receivable            | -         | -         |
| <b>Contract Liabilities</b> |           |           |
| Advances from Customers     | -         | 3,537.05  |

**Note 15 : Other Income**

| Particulars                     | 31 Mar 25   | 31 Mar 24 |
|---------------------------------|-------------|-----------|
| Interest from banks on deposits | 6.47        | -         |
| Other miscellaneous income      | -           | -         |
| <b>Total</b>                    | <b>6.47</b> | <b>-</b>  |



**BENGALURU-VIJAYAWADA EXPRESSWAY PACKAGE-1 LIMITED**

Notes to Financial Statement for the Period ended 31 Mar 25

**Note 16 : Cost of Construction**

| Particulars                        | 31 Mar 25        | 31 Mar 24       |
|------------------------------------|------------------|-----------------|
| Business Operations Expenses       | 22.50            | -               |
| Cost of Material Consumed IND AS   | 21,239.33        | 2,670.79        |
| Independent Engineer Fee           | 61.20            | -               |
| DRB Expences                       | 5.63             | -               |
| Labour cess utility & Other        | 149.88           | -               |
| Insurance charges                  | 37.36            | 6.66            |
| <b>Total (A)</b>                   | <b>21,515.90</b> | <b>2,677.45</b> |
| Salaries, Wages and Bonus          | 2,467.79         | 517.68          |
| Gratuity Expenses                  | 31.74            | 129.73          |
| Leave Encashment Expenses          | 42.35            | 23.28           |
| Contribution to-                   |                  |                 |
| - EPF & ESIC Contribution expenses | 145.00           | 28.01           |
| -VBF Contribution                  | 5.79             | 1.13            |
| <b>Total (B)</b>                   | <b>2,692.65</b>  | <b>699.83</b>   |
| <b>Total (A+B)</b>                 | <b>24,208.55</b> | <b>3,377.28</b> |

**Note 17 : Employee benefits expense**

| Particulars               | 31 Mar 25 | 31 Mar 24 |
|---------------------------|-----------|-----------|
| Employee Benfits Expenses | -         | -         |
| <b>Total</b>              | <b>-</b>  | <b>-</b>  |

**Note 18 : Finance Cost**

| Particulars                     | 31 Mar 25       | 31 Mar 24     |
|---------------------------------|-----------------|---------------|
| Bank Charges                    | 97.48           | 10.59         |
| Corporate Guarantee             | 0.01            | 294.77        |
| Reimbursement of BG Commission  | 14.83           | -             |
| Other Borrowing cost            | -               | -             |
| Interest on Mob Advance         | 489.03          | 16.69         |
| Interest on TDS                 | 0.00            | 0.00          |
| Interest on NCD                 | -               | -             |
| Interest on Term Loan           | 461.23          | -             |
| Unwinding of Processing Charges | 7.34            | -             |
| <b>Total</b>                    | <b>1,069.93</b> | <b>322.06</b> |

**Note 19 : Other Expenses**

| Particulars                           | 31 Mar 25    | 31 Mar 24    |
|---------------------------------------|--------------|--------------|
| AMC, Technical & Professional Charges | 19.17        | 20.94        |
| Audit Fees                            | 0.75         | 0.75         |
| Incorporation Expenses                | -            | 0.09         |
| Legal charges and Fees                | -            | 5.00         |
| Other Expenses                        | 0.42         | 0.02         |
| Professional Tax                      | 0.05         | -            |
| Rate & Taxes                          | -            | 0.15         |
| ROC Charges                           | 0.11         | 1.38         |
| Tour & Travels                        | 1.27         | 1.07         |
| <b>Total</b>                          | <b>21.78</b> | <b>29.40</b> |



**BENGALURU-VIJAYAWADA EXPRESSWAY PACKAGE-1 LIMITED**  
Notes to Financial Statement for the Period ended 31 Mar 25

(INR in Lakhs)

**Note 20a: Deferred Tax**

AY: 2025-26

Tax Rate: 27.82%

| Particulars  | Calculation      | Tax Base (A) | Books Base (B) | Diff (A-B) | DTA/(DTL) |
|--|------------------|--------------|----------------|------------|-----------|
| <b>A. Fixed Assets / Depreciation</b>                                      |                  |              |                |            |           |
| Written Down Value (PPE)   | A - B            | -            | -              | -          | -         |
| Financial Assets (WIP)   | A - B            | -            | -              | -          | -         |
| Written Down Value (Intangible Assets / WIP)                               | A - B            | -            | -              | -          | -         |
| <b>B. Tax Losses</b>   |                  |              |                |            |           |
| 1. Current Period Loss (As per Computation)                                | A - B            | -            | -              | -          | -         |
| 2. Previous Year Loss (from Last Year Computation If Return Not Filed Yet) | A - B            | -            | -              | -          | -         |
| 3. Carried Forward Loss (As per Last filed ITR)                            | A - B            | -            | -              | -          | -         |
| <b>C. Retiral Benefits</b>   |                  |              |                |            |           |
| Leave Encashment Payable   | B - A            | -            | -              | -          | -         |
| Gratuity Payable   | B - A            | -            | -              | -          | -         |
| <b>D. Provisions</b>   |                  |              |                |            |           |
| Major Maintenance  | B - A            | -            | -              | -          | -         |
| O&M  | B - A            | -            | -              | -          | -         |
| Others   | B - A            | -            | -              | -          | -         |
| <b>Total DTA/ (DTL) C/F to BS (A)</b>                                      | <b>31 Mar 25</b> | <b>-</b>     | <b>-</b>       | <b>-</b>   | <b>-</b>  |
| <b>Total DTA/ (DTL) B/F from BS</b>  | <b>01 Apr 24</b> |              |                |            |           |
| <b>DT Charged / (Credited) in Profit &amp; Loss A/c</b>                    |                  |              |                |            |           |

**Current Reporting Period**

| Particulars                                       | Net Balance as on 01 Apr 24 | Recognised in P&L | Recognised in OCI | Net Balance as on 31 March 25 | Deferred Tax Asset (Liabilities) |
|---|-----------------------------|-------------------|-------------------|-------------------------------|----------------------------------|
| Attributable to Depreciation                      | -                           | -                 | -                 | -                             | -                                |
| Attributable to Optionally Convertible Debentures | -                           | -                 | -                 | -                             | -                                |
| Attributable to Retiral Benefits                  | -                           | -                 | -                 | -                             | -                                |
| Attributable to Fair Market Value of Investments  | -                           | -                 | -                 | -                             | -                                |
| Attributable to Carry Forward Losses              | -                           | -                 | -                 | -                             | -                                |
| <b>Total</b>                                      | <b>-</b>                    | <b>-</b>          | <b>-</b>          | <b>-</b>                      | <b>-</b>                         |

**Note 20b: Current Tax/ Liability**

| Particulars                           | 31 Mar 25      | 31 Mar 24      |
|---------------------------------------|----------------|----------------|
| Current Tax Liability                 | 1.67           | -              |
| Less : Tax deducted at Source         | (14.14)        | (59.95)        |
| <b>Total (A)</b>                      | <b>(12.47)</b> |                |
| Income Tax Provision for earlier year | -              | -              |
| Less: Tax deducted at source (PY)     | -              | -              |
| <b>Total (B)</b>                      | <b>-</b>       | <b>-</b>       |
| <b>Total (A)</b>                      | <b>(12.47)</b> | <b>(59.95)</b> |



**BENGALURU-VIJAYAWADA EXPRESSWAY PACKAGE-1 LIMITED**  
Notes to Financial Statement for the Period ended 31 Mar 25

**Note 21: Remuneration to Auditors**

(INR in Lakhs)

| Particulars                            | 31 Mar 25   | 31 Mar 24   |
|--|-------------|-------------|
| Audit Fees                             | 0.75        | 0.75        |
| For other services: Certification fees | -           | -           |
| Expenses reimbursed                    | -           | -           |
| <b>Total</b>                           | <b>0.75</b> | <b>0.75</b> |

**Note 22: Earning per Share ( Basic and diluted )**

| Particulars  | 31 Mar 25 | 31 Mar 24 |
|--|-----------|-----------|
| Profit / (Loss) for the year before Tax                              | (457.52)  | (358.12)  |
| Less : Attributable Tax thereto                                      | 38.17     | -         |
| Profit / (Loss) after Tax  | (495.69)  | (358.12)  |
| Weighted average number of equity shares for calculating basic EPS   | 2,59,274  | 1,07,738  |
| Weighted average number of equity shares for calculating diluted EPS | 2,59,274  | 1,07,738  |
| Basic earning per share of nominal value of Rs 10/- each             | (191.18)  | (332.40)  |
| Basic earning per share of nominal value of Rs 10/- each             | (191.18)  | (332.40)  |

**Note:**

Weighted average number of equity shares is the number of equity shares outstanding at the beginning of the

**Note 23: Related party transaction**

| Name of the Related Party        | Nature of relationship |
|----------------------------------|------------------------|
| Dilip Buildcon Limited           | Holding Company        |
| DBL Infra Assets Private Limited | Sister Concern         |
| Pradeep Suryavanshi              | Director               |
| Amit Goswami                     | Director               |

**Related Party Transactions with Parent Company and its closing balances**

The terms and conditions of the transactions with key management personnel and their related parties were no more favourable than those available, or those which might reasonably be expected to be available, in respect of similar transactions with non-key management personnel related entities on an arm's length basis.

The transactions from related parties are made on terms equivalent to those that prevail in arm's length transactions. Outstanding balances at the year-end are unsecured and interest free and settlement occurs in cash.

The aggregate value of the Company's transactions and outstanding balances relating to key management personnel and entities over which they have control or significant influence is as follows:



**BENGALURU-VIJAYAWADA EXPRESSWAY PACKAGE-1 LIMITED**

Notes to Financial Statement for the Period ended 31 Mar 25

| Details of Related Party Transactions<br>Particulars | Dilip Buildcon Limited |                 | DBL Infra Assets Private Limited |             |
|--|------------------------|-----------------|----------------------------------|-------------|
|  | 31-Mar-2025            | 31-Mar-2024     | 31-Mar-2025                      | 31-Mar-2024 |
| <b>Expenses</b>                                      |                        |                 |                                  |             |
| Subcontractor charges                                | 21,239.33              | 2,670.79        | -                                | -           |
| Other borrowing cost                                 | 14.84                  | 294.77          | -                                | -           |
| Admin charges- utility                               | -                      | -               | -                                | -           |
| Business Operations Exp.                             | 18.00                  | -               | 4.50                             | -           |
| <b>Total</b>   | <b>21,272.17</b>       | <b>2,965.56</b> | <b>4.50</b>                      | <b>-</b>    |
| <b>Assets</b>  |                        |                 |                                  |             |
| Mobilization Advance to DBL                          | 3,394.77               | 3,537.05        | -                                | -           |
| <b>Total</b>   | <b>3,394.77</b>        | <b>3,537.05</b> | <b>-</b>                         | <b>-</b>    |
| <b>Liability</b>                                     |                        |                 |                                  |             |
| Unsecured Loan (UL)                                  | 1,645.00               | 680.00          | -                                | -           |
| Equity Share Capital                                 | 2,664.01               | 1,285.00        | -                                | -           |
| Unsecured Loan (CL)                                  | 195.25                 | 52.97           | -                                | -           |
| Trade Payable  | 139.08                 | 2,256.36        | -                                | -           |
| <b>Total</b>   | <b>4,643.34</b>        | <b>4,274.34</b> | <b>-</b>                         | <b>-</b>    |
| <b>Transactions</b>                                  |                        |                 |                                  |             |
| Mobilisation Advance (Cr.)                           | 5,040.30               | -               | -                                | -           |
| Mobilisation Advance (Dr.)                           | 3,537.05               | 3,537.05        | -                                | -           |
| Issue of Equity Share Capital                        | 1,379.00               | -               | -                                | -           |
| Unsecured Loan Taken (UL)                            | 965.00                 | 680.00          | -                                | -           |
| Unsecured Loan Taken (CL)                            | 951.51                 | -               | -                                | -           |
| Repayment of Unsecured Loan Taken (CL)               | 809.23                 | -               | -                                | -           |
| Trade Payable (Cr.)                                  | 23,202.54              | 7,062.49        | 5.22                             | -           |
| Trade Payable (Dr.)                                  | 25,319.82              | 4,753.16        | 5.22                             | -           |

**Note 24:** Balances in respect of Creditors, receivables and various advances are subject to confirmation from the respective parties.



**BENGALURU-VIJAYAWADA EXPRESSWAY PACKAGE-1 LIMITED**  
Notes to Financial Statement for the Period ended 31 Mar 25

**Note 25: Fair value of financial assets and liabilities**

(INR in Lakhs)

Set out below, is a comparison by class of the carrying amounts and fair value of the Company's financial instruments that are recognised in the financial statements.

| Particulars                      | Carrying value | Fair value  | Carrying value | Fair value  |
|----------------------------------|----------------|-------------|----------------|-------------|
|                                  | 31-Mar-2025    | 31-Mar-2025 | 31-Mar-2024    | 31-Mar-2024 |
| <b>Financial Asset</b>           |                |             |                |             |
| <b>Carried at amortised cost</b> |                |             |                |             |
| Trade receivable *               | -              | -           | -              | -           |
| Cash and cash equivalent *       | 2,519.46       | 2,519.46    | 57.39          | 57.39       |
| <b>Financial Liabilities</b>     |                |             |                |             |
| <b>Carried at amortised cost</b> |                |             |                |             |
| Borrowings                       | 15,412.00      | 15,412.00   | 680.00         | 680.00      |
| Trade payable *                  | 337.23         | -           | 2,309.54       | -           |
| Other financial liabilities      | 760.19         | 760.19      | 121.09         | 121.09      |

The Company maintains policies and procedures to value financial assets or financial liabilities using the best and most relevant data available. In addition, the Company internally reviews valuations, including independent price validation for certain instruments. Further, in other instances, Company retains independent pricing vendors to assist in corroborating the valuations of certain instruments.

The fair value of the financial assets and liabilities are included at the amount at which the instrument that would be received to sell an asset or paid to transfer liability in an orderly transaction between market participants at the measurement date.

The following methods and assumptions were used to estimate the fair values:

\* The company has not disclosed the fair values of trade payables, trade receivables, cash and cash equivalents, because their carrying amounts are reasonable approximation of fair value.

Long-term fixed-rate and variable-rate receivables/borrowings are evaluated by the company based on parameters such as interest rates, individual creditworthiness of the customer and the risk characteristics of the financed project. Based on this evaluation, allowances are taken into account for the expected credit losses of these receivables. As of reporting date the carrying amounts of such receivables, net of allowances are not materially different from their calculated fair values.

The following table provides the fair value measurement hierarchy of Company's assets and liabilities grouped into Level 1 to Level 3 as described in significant accounting policies - Note 2. Further table describes the valuation techniques used, key inputs to valuations and quantitative information about significant unobservable inputs for fair value measurements.

**Quantitative Disclosures Fair Value measurement hierarchy for Assets as at 31 Mar 25**

| Financial Asset                                    | Fair value measurement using |          |         | Valuation Technique used | Inputs used                                  |
|--|------------------------------|----------|---------|--------------------------|--|
|  | Level 1                      | Level 2  | Level 3 |                          |  |
| <b>Financial assets measured at amortised cost</b> |                              |          |         |                          |  |
| Trade receivable *                                 |                              | -        |         | Discounted cash flows    | Forecast cash flows, discount rate, maturity |
| Cash and cash equivalent *                         |                              | 2,519.46 |         |                          |  |

**Quantitative Disclosures Fair Value measurement hierarchy for Liabilities as at 31 Mar 25**

| Financial Liabilities                                   | Fair value measurement using |           |         | Valuation Technique used | Inputs used                                  |
|---|------------------------------|-----------|---------|--------------------------|--|
|   | Level 1                      | Level 2   | Level 3 |                          |  |
| <b>Financial Liabilities measured at amortised cost</b> |                              |           |         |                          |  |
| Borrowings  |                              | 15,412.00 |         | Discounted cash flows    | Forecast cash flows, discount rate, maturity |
| Trade payable *   |                              | -         |         |                          |  |
| Other financial liabilities                             |                              | 760.19    |         |                          |  |

**Note:**

The carrying amount of financial assets and liabilities are considered to be the same as their fair values due to the current and short term nature of such balances and no material differences in the values.

**Measurement of fair values (Levels 1,2 and 3)**

**Level:1**

It includes investment in equity shares and mutual fund that has a quoted price and which are actively traded on the stock exchange. It has been valued using the closing price as at the reporting period on the stock exchange.

**Level:2**

The fair value of financial instruments that are not traded in an active market is determined using valuation techniques which maximise the use of observable market data and rely as little as possible on entity specific estimates. If all significant inputs required to fair value an instrument are observable, the instrument is included in level 2.

**Level:3**

These instruments are valued based on significant unobservable inputs whereby future cash flows are discounted using appropriate discount rate.

When measuring the fair value of an asset or a liability, the Company uses observable market data as far as possible. If the inputs used to measure the fair value of an asset or a liability fall into different levels of the fair value hierarchy, then the fair value measurement is categorised in its entirety in the same level of the fair value hierarchy as the lowest level input that is significant to the entire measurement



**BENGALURU-VIJAYAWADA EXPRESSWAY PACKAGE-1 LIMITED**  
**Notes to Financial Statement for the Period ended 31 Mar 25**

**Note 26: Capital management**

(INR in Lakhs)

For the purpose of the Company's capital management, capital includes issued equity capital, share premium and all other equity reserves. The primary objective of the Company's capital management is to maximise the shareholder value.

The Company manages its capital structure and makes adjustments in light of changes in economic conditions and the requirements of the financial covenants. Company monitors capital using a gearing ratio, which is net debt divided by total capital plus net debt. Company's policy is to keep the gearing ratio between 70% and 100%. The Company includes within net debt, interest bearing loans and borrowings, trade and other payables, less cash and cash equivalents, excluding discontinued operations.

| Particulars                     | 31-Mar-2025      | 31-Mar-2024     |
|---------------------------------|------------------|-----------------|
| Loans and borrowings            | 15,412.00        | 680.00          |
| Trade payables                  | 337.23           | 2,309.54        |
| Other financial liabilities     | 760.19           | 121.09          |
| Less: Cash and cash equivalents | 2,519.46         | 57.39           |
| <b>Net debt</b>                 | <b>13,989.96</b> | <b>3,053.24</b> |
| Equity                          | 1,676.81         | 926.89          |
| <b>Capital and net debt</b>     | <b>15,666.77</b> | <b>3,980.13</b> |
| Gearing ratio                   | 89.30%           | 76.71%          |

**Note 27: Segment Reporting**

**Basis for Segmentation**

In accordance with the requirements of Ind AS-108 'Segment Reporting', the Company is primarily engaged in a business of civil construction and has no other primary reportable segments.

**Note 28: Impairment of financial assets**

The credit risk on the financial assets has not increased since the initial recognition, therefore company measure the loss allowance for the financial assets at an amount equal to 12 month expected credit losses. Since the financial assets are expected to be realised within the contractual period of the invoice raised, as such, there is no ECL (expected credit loss) envisaged in the value of financial assets under SCA (Service Concession agreement) by the management.



# BENGALURU-VIJAYAWADA EXPRESSWAY PACKAGE-1 LIMITED

Notes to Financial Statement for the Period ended 31 Mar 25

## Note 29: Fair Value Measurements

(INR in Lakhs)

The Company's financial liabilities comprise mainly of borrowings, trade and other payables. The Company's financial assets comprise mainly of cash and cash equivalents and other receivables.

### **Credit Risk**

Credit risk is the risk that a counterparty will not meet the obligations under a financial instrument or customer contract, leading to a financial loss. The Company is exposed to credit risk primarily financial assets including deposits with banks. The Company's exposure and credit ratings of its counterparties are continuously monitored and the aggregate value of transactions is reasonably spread amongst the counterparties.

### **Liquidity Risk**

Liquidity risk is the risk that the Company will encounter difficulty in meeting the obligations associated with its financial liabilities that are settled by delivering cash or another financial asset. The Company's approach to managing liquidity is to ensure, as far as possible, that it will have sufficient liquidity to meet its liabilities when they are due, under both normal and stressed conditions, without incurring unacceptable losses or risking damage to the Company's reputation.

### **Exposure to Liquidity Risk**

The following are the remaining contractual maturities of financial liabilities at the reporting date. The amounts are gross and undiscounted.

| Particulars   | Carrying Amount  | Contractual Cash Flows |                 |                 |                  |
|---|------------------|------------------------|-----------------|-----------------|------------------|
|   |                  | Total                  | < 1 year        | 1-3 years       | > 3 years        |
| <b>Non-derivative financial liabilities as on 31 Mar 25</b> |                  |                        |                 |                 |                  |
| Borrowings  | 15,412.00        | 15,412.00              | 1,645.00        | 2,887.50        | 10,879.50        |
| Trade payables  | 337.23           | 337.23                 | 337.23          | -               | -                |
| Other current financial liabilities                         | 760.19           | 760.19                 | 760.19          | -               | -                |
| <b>Total</b>  | <b>16,509.42</b> | <b>16,509.42</b>       | <b>2,742.42</b> | <b>2,887.50</b> | <b>10,879.50</b> |
| <b>Non-derivative financial liabilities as on 31 Mar 24</b> |                  |                        |                 |                 |                  |
| Borrowings  | 680.00           | -                      | -               | -               | -                |
| Trade payables  | 2,309.54         | 2,309.54               | 2,309.54        | -               | -                |
| Other current financial liabilities                         | 121.09           | 121.09                 | 121.09          | -               | -                |
| <b>Total</b>  | <b>3,110.63</b>  | <b>2,430.63</b>        | <b>2,430.63</b> | <b>-</b>        | <b>-</b>         |

### **Market Risk**

Market risk is the risk that changes in market prices - such as foreign exchange rates, interest rates and equity prices - will affect the Company's income or the value of its holdings of financial investments.

#### **(a) Currency Risk**

The functional currency of the Company is Indian Rupees (Rs). The Company is not exposed to foreign currency risk.

#### **(b) Price Risk**

The Company is not exposed to any price risk.

#### **(c) Interest Rate Risk**

Interest rate risk is the risk that the fair value or future cash flows of a financial instrument will fluctuate because of changes in market interest rates. Company's borrowing includes unsecured loan taken from banks & the Parent Company.

### **Exposure to Interest Rate Risk**

The exposure of company's borrowing to interest rate changes at the end of reporting period as follows:

| Particulars                   | 31-Mar-2025 | 31-Mar-2024 |
|-------------------------------|-------------|-------------|
| <b>Fixed rate instruments</b> |             |             |
| Fixed rate borrowing          | 13,767.00   | -           |

### **Interest Rate Sensitivity**

Profit and Loss is sensitive to higher/lower interest expenses from borrowings as a result of change in interest rates. The following table demonstrates the sensitivity of floating rate instruments to a reasonably possible change in interest rates. The risk estimates provided assume a parallel shift of 50 basis points interest rate across all yield curves. This calculation also assumes that the change occurs at the balance sheet date and has been calculated based on risk exposures outstanding as at that date. The year end balances are not necessarily representative of the average debt outstanding during the period.

### **Sensitivity Analysis (Impact on Profit Before Tax)**

| Particulars                 | 31-Mar-2025 | 31-Mar-2024 |
|-----------------------------|-------------|-------------|
| <b>Interest Rate</b>        |             |             |
| Increase by 50 basis points | (68.84)     | -           |
| Decrease by 50 basis points | 68.84       | -           |



**BENGALURU-VIJAYAWADA EXPRESSWAY PACKAGE-1 LIMITED**  
**Notes to Financial Statement for the Period ended 31 Mar 25**

**Note 30 : Additional Disclosure**

| <u>S. No.</u> | <u>Particulars</u>  |
|---------------|---|
| 1             | <b>CSR details for the current year and Previous year</b><br>The company does not fall under the criteria of applicability of provisions of CSR, as per the clauses of Section 135 of the Companies Act, 2013. Thus, no further disclosure required.  |
| 2             | <b>Relationship with struck off companies</b><br>The company does not have any transaction with any company struck off under section 248 of the companies act 2013.   |
| 3             | <b>Loans and Advances granted by Company</b><br>No loans and advances have been granted during the period ended 31 Mar 25 and 31 Mar 24 the Company to promoters, directors, KMPs and the related parties (as defined under the Companies Act, 2013), either severally or jointly with any other person, that are repayable on demand or without specifying any terms or period of repayment. |
| 4             | <b>Benami Property held by the Company</b><br>There is no Benami Property held or there are no proceedings initiated or pending against the company for holding any benami property under the Benami Transactions (Prohibition) Act, 1988 (45 of 1988) and rules made thereunder.   |
| 5             | There is no charges or satisfaction in relation to any debt / borrowings which are yet to be registered with ROC beyond the statutory period.   |
| 6             | <b>Utilisation of Borrowed funds and share premium:</b><br>The company has not advanced or loaned or invested funds to any other person(s) or entity(ies) including foreign entities from the amount borrowed from Banks or any other financial institutions.   |
| 7             | The Company has not traded or invested in Crypto currency or Virtual Currency during the financial year.  |
| 8             | There was no Scheme of arrangement approved by the Competent authority in terms authority in term of section 230 to 237 of the companies Act 2013 during the year.  |
| 9             | The company has no such transaction which is not recorded in the books of accounts during the year that has been surrendered or disclosed as income in the tax assessments under the Income Tax Act, 1961.  |



**BENGALURU-VIJAYAWADA EXPRESSWAY PACKAGE-1 LIMITED**

Notes to Financial Statement for the Period ended 31 Mar 25

10 Disclosure of Ratios :

| Sr. No. | Ratio                                       | Numerator                                    | Denominator  | 31-Mar-2025                          | 31-Mar-2024                          | Reasons for change in ratio by more than 25%                        |
|---------|---|--|--|--------------------------------------|--------------------------------------|---|
| a)      | Current ratio (in times)                    | Current Assets                               | Current liabilities  | 1.52                                 | 0.24                                 | Due to progress of the Project or Due to Completion of the Project. |
| b)      | Debt-equity ratio (in times)                | Long-term borrowings divided (excluding USL) | Total equity (including USL)   | 4.14                                 | -                                    | Due to progress of the Project or Due to Completion of the Project. |
| c)      | Debt service coverage ratio (in times)      | Profit before interest and exceptional items | Finance cost together with principal repayments of long term borrowings  | N/A as project is under Construction | N/A as project is under Construction | -   |
| d)      | Return on equity ratio                      | Profit after tax                             | Average total equity   | N/A as project is under Construction | N/A as project is under Construction | -   |
| e)      | Inventory turnover ratio (in times)         | Revenue from operations                      | Inventories  | N/A as project is under Construction | N/A as project is under Construction | -   |
| f)      | Trade receivables turnover ratio (in times) | Revenue from operations                      | Net trade receivables  | N/A as project is under Construction | N/A as project is under Construction | -   |
| g)      | Trade payables turnover ratio (in times)    | Cost of construction                         | Average Trade payables   | 18.31                                | 2.94                                 | Due to progress of the Project or Due to Completion of the Project. |
| h)      | Net capital turnover ratio (in times)       | Revenue from operations                      | Working capital (working capital refers to net current assets arrived after reducing current liabilities)          | N/A as project is under Construction | N/A as project is under Construction | -   |
| i)      | Net profit ratio                            | Profit after tax                             | Revenue from operations  | N/A as project is under Construction | N/A as project is under Construction | -   |
| j)      | Return on capital employed                  | Profit after tax excluding finance costs     | Average capital employed (capital employed refers to total equity, long-term borrowings and short-term borrowings) | N/A as project is under Construction | N/A as project is under Construction | -   |
| k)      | Return on Investment                        | (Final Value - Initial Value )of Investment  | Initial Value of Investment  | Not Applicable                       | Not Applicable                       | -   |



**BENGALURU-VIJAYAWADA EXPRESSWAY PACKAGE-1 LIMITED**

Notes to Financial Statement for the Period ended 31 Mar 25

**Note 30 (c) : Employee Benefit Obligation (As Per Ind AS 19)**

Movement in net defined benefit (asset)/liability on Gratuity plan

**Defined benefit obligation/Net defined Benefit (asset) liability:**

(INR in Lakhs)

| Particulars  | 31-Mar-2025 | 31-Mar-2024 |
|--|-------------|-------------|
| Opening Balance  | 129.73      | -           |
| Included in Profit for the Year:                             | -           | -           |
| Current Service Cost   | 23.05       | 129.73      |
| Past Service Cost  | -           | -           |
| Interest cost/(Income)                                       | 8.69        | -           |
| Total amount recognized in Profit for the Year               | 161.47      | 129.73      |
| <b>Included in Other Comprehensive Income(OCI):</b>          |             |             |
| Remeasurement Loss (gain):                                   |             |             |
| Actuarial loss (gain) arising from:                          |             |             |
| Change in Demographic Assumptions                            |             |             |
| Change in Financial Assumption                               | 10.78       | -           |
| Experience Adjustment  | 122.61      | -           |
| <b>Total amount recognized in other Comprehensive income</b> | 133.39      | -           |
| <b>Closing Balance</b>                                       | 294.86      | 129.73      |

Note: 1. There is no fair value of plan assets.

2. The company has adopted actuarial assumptions as decided by independent registered actuarial valuer.

**Sensitivity analysis**

| Particulars                                       | Gratuity    |          |             |          |
|---|-------------|----------|-------------|----------|
|   | 31-Mar-2025 |          | 31-Mar-2024 |          |
|   | Increase    | Decrease | Increase    | Decrease |
| Change in Discount rate (0.50% movement)          | 285.82      | 304.46   | 125.90      | 133.80   |
| Change in Salary escalation rate (0.50% movement) | 303.75      | 286.35   | 133.40      | 126.10   |



**BENGALURU-VIJAYAWADA EXPRESSWAY PACKAGE-1 LIMITED**  
**Notes to Financial Statement for the Period ended 31 Mar 25**

**Note 31: Foreign Currency transaction**

There are no foreign currency transactions in the company held during the Financial Year.

**Note 32: Disclosure pursuant to Para 6 of appendix D of Ind AS 115 for Service Concession Agreements**

| Description of the Arrangement  | Significant Terms of the Arrangement  | Financial Assets as on 31 Mar 25 |
|---|---|----------------------------------|
| Bengaluru-Vijayawada Expressway Package-1 Limited is formed as a special purpose vehicle (SPV) for construction of road project envisaging Six-Lane Access Controlled Greenfield Highway from Kodur (Ch. 0+000) to Vanavolu (Ch. 24+300) of Bengaluru - Vijayawada Economic Corridor on HAM Mode under Bharatmala Pariyojana Phase-I in the State of Andhra Pradesh | Bid Project Cost of the project is Rs. 599.50 Crores  | 13,219.39                        |
|   | The authority shall pay the total BPC to the concessionaire in two parts. 40% of the BPC shall be payable in 10 installments during construction period and the remaining BPC of 60% will be payable in 30 biannual installments starting after 180 days from Commercial Operation date of the project. |                                  |
|   | Concession period comprises of 730 days of construction period and operation of 15 years commencing from Completion Date starting from the appointed date i.e. 05.02.2024   |                                  |

**Note 33: Events after reporting period**

There is no subsequent event after the reporting period which requires adjustments to the financial statements.

**Note 34: Contingent Liability**

The company is having NIL contingent liability as on 31 Mar 25

**Note 35: Other Notes**

In the opinion of the Board, the current assets, loans & advances, have a value on realization in the ordinary course of business at least equal to the amount at which they are stated in the Balance Sheet.

There were no litigation pending against the company which could be materially impact its financial position as at the end of the year.

**Note 36 :** Figures relating to previous years have been regrouped / rearranged, wherever necessary, to conform to current period presentation.

As per our Report of even date  
**For S.L. CHHAJED & CO. LLP.**  
Chartered Accountants  
FRN: 000709C/ C400277

**Abhay Chhajed**  
Partner  
M. No. 079662



For and on behalf of the Board of Directors of  
**BENGALURU-VIJAYAWADA EXPRESSWAY PACKAGE-1 LIMITED**  
CIN: U42101MP2023PLC065253

**Pradeep Suryavanshi**  
Director  
DIN: 08907735

**Amit Goswami**  
Director  
DIN 08892804

Place: Bhopal  
Date: 06 May 2025

